

A close-up photograph of a person's hand holding a Makita power tool. The tool is black and teal, with a 40V battery attached. The battery has a label that reads "Makita Li-ion max 2.5Ah". The background is a blurred industrial setting with a perforated metal surface.

**Makita**

# GENERAL CATALOG

2022 - 2023

**CXT** **LXT** **XGT** **XPT** **BL**  
MOTOR

# CORDLESS SOLUTIONS

NEW

## XGT

BEYOND LIMITS

40V MAX

80V MAX



50+  
PRODUCTS  
ONE SYSTEM

## LXT

MAXIMUM PERFORMANCE

18V MAX

36V MAX



320+  
PRODUCTS  
ONE SYSTEM

## CXT

PRECISE HANDLING

12V MAX



70+  
PRODUCTS  
ONE SYSTEM

# Makita



## MAKITA AUTHORIZED SERVICE CENTERS

### ARUBA

KOOYMAN ARUBA  
AV. E.J. (WATTY) VOS 20, ARUBA  
TEL: 297 582 4040  
E-MAIL: info-aruba@kooymanbv.com

### PONTON

WEMA  
PONTON 77.  
TEL: (297) 583-1000  
E-MAIL: albert@wemaaruba.com  
aldrick@wemaaruba.com

### BAHAMAS

NASSAU  
JBR BUILDING SUPPLIES  
WUFF ROAD, OPPOSITE MACKEY STREET  
P.O. BOX 55-5664  
TEL: 242 394 4414  
E-MAIL: aburrows@jbrbuild.com

### BARBADOS

BRIDGETOWN  
STAR PRODUCTS  
BAXTERS ROAD  
TEL: 246 426 3066  
E-MAIL: starco@caribsurf.com

### OISTINS

KOOYMAN BARBADOS MEGASTORE  
KENDALL HILL  
TEL: (246) 434 3333  
E-MAIL: info.bb@kooyman.bb

### BELIZE

SPANISH LOOKOUT  
FARMERS TRADING  
CENTER ROAD BOX 545  
TEL: 501 823 0111  
E-MAIL: btduock@farmerstrading.com  
UNIVERSAL HARDWARE CO. LTD  
BOX 585, CENTER ROAD  
TEL: 501 823 0254

### BELIZE CITY

WILLIAM QUAN & CO.  
17 ALBERT STREET, P.O. BOX 319  
TEL: 501 227 2264 / 501 227 2429  
E-MAIL: williamquanco@gmail.com

### UNIVERSAL HARDWARE CO. LTD

3380 Chetumal Boulevard  
TEL: (501) 224-4140  
E-MAIL:  
bzservicecenter@universalhardware.bz

### BONAIRE

NIKIBOKO  
4A Engineering B.V. (Iguana Repair)  
Kaya Macario Sint Jago 30  
(599) 701-1370  
E-MAIL: 4.aengineering.inc@gmail.com

### CAYMAN ISLANDS

GEORGE TOWN  
A.L. THOMPSON'S  
189N SOUND RD, GRAND CAYMAN,  
KY1-1003  
TEL: 345 949 8622  
E-MAIL: john.scalzo@althompson.com

### GRAND CAYMAN

COMPLETE SERVICE GROUP  
Grand Cayman, KY1-1007  
TEL: 345 949 8622

### COMPLETE SERVICE GROUP

P.O. BOX 10785, GRAND CAYMAN, KY1-1007  
TEL: 345 943 8781

### COSTA RICA

ALAJUELA CENTRO  
MULTISERVICIOS ELECTRICOS MARCONY  
ALAJUELA.  
TEL: 506 2441 1993 / 506 6194 4990  
E-MAIL: mosesalfa@hotmail.com

### CAÑAS

TALLER CUADRA  
BARRIO LAS PALMAS #1  
TEL: 506 2668 9168 / 506 8763 5801  
E-MAIL: rolandocuadra@yahoo.es

### CARIARI

SERVIELECTRO SOEAS  
Diagonal a la iglesia Catolica.  
TEL: (506) 2767-1414  
E-MAIL: multi.servielectro@gmail.com  
Yrojas2010@hotmail.es  
cariari@servielectrosoes.com

### CARTAGO

SERVIREPUSTOS PIEDRA LTDA.  
CARTAGO.  
TEL: 506 2552 8478 / 506 8916 4699  
E-MAIL: mikel2019@hotmail.com  
adri.srp@hotmail.com

### CIUDAD QUESADA

SERVICIOS ELECTRICOS DEL NORTE  
CIUDAD QUESADA.  
TEL: 506 2460 1830  
E-MAIL: paolacoto@hotmail.com  
ninaerikachester@gmail.com

### COBANO

R Y S MULTIMARCAS.  
GOLLO COBANO  
TEL: (506) 2642-1512 / (506) 8621-6205

### DESAMPARADOS

SERVICIOS ARIAS SÁNCHEZ SAS S.A.  
DESAMPARADOS.  
TEL: 506 2250-9871 / 506 2250 5208  
E-MAIL: servasa@ice.cr

### GRECIA

TALLER JEFF ELECTRIC  
GRECIA CENTRO.  
TEL: 506 2495 1500 / 506 2444 2315  
E-MAIL: jeffelectric06@hotmail.com

### GUADALUPE

TALLER VILUGUI  
TEL: 506 2280 4940 / 506 8314 7250  
E-MAIL: viluguisa@hotmail.com

### GUAPILES

SERVIELECTRO SOES  
TEL: 506 2710 5153  
E-MAIL: multi.servielectro@gmail.com  
rojas2010@hotmail.es

### HEREDIA

REPUESTOS UNIVERSALES S.A.  
TEL: 506 2262 7964 / 506 2238 2724  
E-MAIL: runivsa@gmail.com



## MAKITA AUTHORIZED SERVICE CENTERS

**JACO**  
TALLER LFC S.A.  
TEL: 506 2643 2233 / 506 8326 2305  
E-MAIL: acespedes@grupolfc.com

**LIMÓN CENTRO**  
SERVICIOS TÉCNICOS GOSEN  
LIMÓN CENTRO.  
TEL: 506 2758 6024 / 506 2758 8118  
E-MAIL: stegosen@gmail.com

**NICOYA**  
SERVICENTRO KRONOS  
NICOYA, GUANACASTE.  
TEL: 506 2685 6111  
E-MAIL: kronos.gte@gmail.com

**PALMARES**  
PARTES GENUINAS  
PALMARES.  
TEL: 506 2453 0871 / 506 8928 1616  
E-MAIL: pgeninas@gmail.com

**PEREZ ZELEDON**  
TALLER BOGANTES  
SAN ISIDRO BARRIO SAN LUIS.  
TEL: 506 2771 7354 / 506 2772 4597  
E-MAIL: vivian@bogantes.net  
compras@bogantes.net

**PITAL**  
INVERSIONES ELECTROMECÁNICAS DEL NORTE JA S.A.  
SAN CARLOS, PITAL.  
TEL: 506 2473 1150  
E-MAIL: inversioneselectromecanicas@gmail.com

**PUERTO VIEJO SARAPIQUI**  
SERVICIOS OROZCO  
PTO. VIEJO DE SARAPIQUI.  
TEL: (506) 2766 6252 / 2766 6361  
E-MAIL: yorozco08@gmail.com

**RIO CLARO**  
ELECTRO ZHUPYEZA  
RIO CLARO CENTRO.  
TEL: 506 2789 8880 / 506 8562 5777  
E-MAIL: electorio@hotmail.com

**SAN JOSE**  
CAPRIS S.A.  
FRENTE A SUCURSAL YAMAHA, LA URUCA  
TEL: 506 2519 5000  
E-MAIL: servicios@toolsolutions.cr

**TOOL SOLUTIONS**  
Esq. Av. 31 y calle 62A, diagonal a Centro Medico Radioterapia Siglo XXI, contiguo a Diagnostika.  
TEL: 506 2291 5929  
E-MAIL: ventas@toolsolutions.cr

**SANTA ANA**  
EQUIMUSA S.A. (EQUIPOS MUNDIALES)  
SAN RAFAEL DE SANTA ANA.  
TEL: 506 2282 2802 / 506 8705 3975  
E-MAIL: equimusa@yahoo.com

**CURACAO**  
ZEELANDIA  
KOOYMAN MEGASTORE ZEELANDIA  
KAYA JOMBI MENSING 44  
TEL: 5999 461 3333  
E-MAIL: jsteenbergen@kooymanbv.com

**WILLEMSTAD**  
Kooyman Megastore Jan Noorduynweg  
74 Jan Noorduynweg  
TEL: 5999 461 3333

### DOMINICAN REPUBLIC

**DISTRITO NACIONAL**  
FERRETERÍA BELLON  
Autopista Duarte, esq. Av Santo Cerro  
TEL: 8(809) 473-5555  
E-MAIL: serviciomakita@bellon.com.do

**JP SERVICIOS & HERRAMIENTAS**  
Calle Emilio A Morel NO.41, Ensanche la fe; detras de color vision  
TEL: (809) 412-5631 / (829) 819-0943  
E-MAIL: jpmt08@gmail.com

**PUNTA CANA**  
M&T INDUSTRIAL DEL CARBE  
Carretera Barceló Verón, Bávaro km.2, frente a auto repuesto Montilla  
TEL: (809) 455-1897 / (829) 610-5328  
E-MAIL: pedromonterotapia@hotmail.com

**PUERTO PLATA**  
JDL ELECTRO PLOMER POOL  
AV. 27 DE FEBRERO, ESQ. ANTERA MOTA EL MILLON  
TEL: 809 586 1500 / 809 261-5967  
E-MAIL: jdiferreteria@gmail.com

**SAN FRANCISCO DE MACORIS**  
FERRETERÍA DIMEEQUIS  
AVENIDA BIENVENIDO FUENTES DUARTE NO. 46  
TEL: 809 588 9278 / 809 588-9278  
E-MAIL: francpaulino@hotmail.com

**METRIATOOLS**  
AVENIDA FRANK GRULLON NO. 57  
TEL: 809-725-3939  
E-MAIL: j.roman@gmail.com

**SANTIAGO**  
EQUIPOS INDUSTRIALES M&T  
AVENIDA CIRCUNVALACION CONDOMINIO SANTA ANA, APTO. A-1  
TEL: 809 724 0243

**GAB SOLUCIONES & HERRAMIENTAS**  
CALLE FELIX MARIA RUIZ NO.6, ENTRADA DEL EJIDO  
TEL: 809-849-0858 / 809-581-5132  
E-MAIL: robertoherramientas2@gmail.com

**FERRETERIA BELLON**  
AV. IMBERT No. 92, C.P. 485  
TEL: 809 226 5555  
FAX: 809 226 5050

**MULTIEQUIPOS**  
EMILIO GINEBRA NO.3, ESQ. GERMAN SORIANO  
TEL: 809-582-3649 / 829-793-8152

**REPOH**  
AVENIDA 27 DE FEBRERO NO. 40  
TEL: 809-582-4486 / 829-767-4486  
E-MAIL: repohdominicana@gmail.com  
repohdominicana@Repoh.com.do

**SANTO DOMINGO NORTE**  
HERRAMIENTAS Y SUMINISTROS Y&Y  
AV. HERMANAS MIRABAL 681, 2do. NIVEL KM 10-1/2, VILLA MELLA  
TEL: 809 568 1524  
E-MAIL: delarosaels16@gmail.com

**SANTO DOMINGO OESTE**  
SERVICIOS DE HERRAMIENTAS V&R  
CALLE PADRE BETANCOURT #07 SALIDA LOS ALCARRISOS  
TEL: 809-560-1142 / 829-838-1914  
E-MAIL: wivalenz@hotmail.com

**ECUADOR**  
**AMBATO**  
SISTEMA ELECTRICO ACURIO  
JUAN CAJAS 01-45 Y ABDON CALDERON  
TEL: (593) 032 823 218 / 099 151 7182  
E-MAIL: electricssystem70@yahoo.es

**MULTITALER**  
Ave. Bolivariana 603 y Baltra  
TEL: (593) 03-284-7979  
E-MAIL: administracion@equiagro.com.ec

**CUENCA**  
**INSELREB**  
AV. ESPAÑA Y PANAMERICANA NORTE KM 2 1/2 (SECTOR PARQUE INDUSTRIAL)  
TEL: 593-07-2809428  
E-MAIL: Inselreb@hotmail.com

**ELECTRIC SYSTEM**  
Av. Pancho villa y Gonzalo Suarez  
TEL: (593) 09-95304641  
E-MAIL: diegosl\_1990@hotmail.com

**SERVITEC G**  
Av. Gonzalez Suarez 6-14 y Guapondelig-  
TEL: (593) 07-287-1627  
(593) 09-87183925  
(593) 09-84542807  
hugogg34@hotmail.com

**ESMERALDAS**  
TALLER EL CONQUISTADOR  
OLMEDO E IMBABURA 304  
TEL: (593) 062 451 158  
E-MAIL: cfconquistador@telecomvas.net  
cfconquistador@hotmail.com

**GUAYAQUIL**  
ELECTROHERTZ  
POTERTE Y VILLAVICENCIO  
TEL: (593) 046 045 560 / 099 793 6550  
E-MAIL: electroherzt@hotmail.com

**SERVICIO TECNICO PROMESA**  
Cda. Mapasingue Calle 7ma, Km 51/2 Vía Daule  
TEL: (593) 046 001 000 Ext. 8215  
(593) 042 284 973 / 042 289 836  
E-MAIL: serviciotecnico@promesa.com.ec

**THE BROTHER**  
CARLOS JULIO AROSEMENA Y LAS PALMAS  
TEL: (593) 042 220 229 / 099 492 3587  
E-MAIL: ibaquet779@gmail.com

**IBARRA**  
PANCHO HERRAMIENTAS  
GONZALO GOMEZ JURADO Y LUIS VARGAS TORRES 315

TEL: (593) 06-260-7421 - (593) 06-295-5758  
(593) 09-92281625  
E-MAIL: francisco\_medina\_63@hotmail.com

**LA TRONCAL**  
TALLER ELÉCTRICO ZHINDON  
Av. 25 de Agosto 1438 y Heroes de Verdeloma  
TEL: (593) 07-242-0364  
E-MAIL: tallereleczhindon@hotmail.com

**LAGO AGRIO**  
REMAIN  
Av. Del Chofer 601 y Pasaje los Almendros  
TEL: (593) 06-283-0296  
(593) 06-283-0518  
E-MAIL: remain.repuestos@hotmail.com

**LATACUNGA**  
SERVICIOMACO  
AV. GRAL. VARGAS TORRES 1-32 Y ELOY ALFARO.  
TEL: (593) 032 809 376 / 099 580 6238  
E-MAIL: rentroy\_1983@yahoo.com

**LIBERTAD**  
FERRETERÍA MEJIA  
Avda. 12 Entre Calles 20 y 21 S/N  
TEL: (593) 04-278 3875  
E-MAIL: dantepatino25@gmail.com  
ferreteriamejialch@gmail.com

**LOJA**  
SERVICENTRO MONTESINOS  
JOSE ANGEL PALACIOS 11-52 Y MERCA-DILLO  
TEL: (593) 072 577 610 / 072 589 303  
099 456 0493  
E-MAIL: marthamariajar@hotmail.com

**MACHALA**  
ELECTRO REBOBINAJE AREVALO  
Calle Sucre entre 23 de abril y Napoleon Mera a 100 m de escuela Luis Amado Ugarte.  
TEL: (593) 072 963 408 / 099 164 0379  
E-MAIL: electorerebobinajearevalo@hotmail.com

**SERVITRAIN**  
DECIMA NORTE ENTRE JUAN MONTALVO Y CALLEJON PRIMERA  
TEL: (593) 072 932 709 / 076 002 587  
099 957 1025  
E-MAIL: servitrain@gmail.com

**MANTA**  
MULTIHERRAMIENTAS JM  
AV. 24 DE MAYO 015 ENTRE CALLE 2 Y 3  
TEL: (593) 052 623 436 / 052 927 706  
099 743 2744  
E-MAIL: multiherramientajm@hotmail.com

**MILAGRO**  
TALLER DURAN  
AV. 17 DE SEPTIEMBRE ENTRE AMBATO Y AZOGUES  
TEL: (593) 042 972 502 / 099 410 5911  
E-MAIL: l.t.dura@hotmail.com

**PORTOVIEJO**  
SERVICENTRO TÉCNICO FRANKMER  
Calle Chile entre Quito y Ramos Iduarte  
TEL: (593) 05-265-1533  
E-MAIL: Serviciotrofrankmer@hotmail.com



## MAKITA AUTHORIZED SERVICE CENTERS

## MAKITA AUTHORIZED SERVICE CENTERS

**PUYO**  
**TALLER QUERUBIN**  
 GRAL. VILLAMIL Y FCO. ORELLANA  
 TEL: (593) 032 889 627 / 032 886 952  
 E-MAIL: querubin1978@hotmail.es

**QUEVEDO**  
**SERVICENTRO RESTAURADORES**  
 México entre Juan Montalvo y Colombia,  
 Solar 4.  
 TEL: (593) 05-277-3057  
 E-MAIL: servicentrorrestauradores@gmail.com

**QUITO**  
**ALL SERVICIOS AUTORIZADO**  
 AV. LA PRENSA N43C Y JUAN GALARZA.  
 TEL: 593 022 431 697 / 099 342 6816  
 E-MAIL: allserviceautorizado@hotmail.com

**CLÍNICA DE HERRAMIENTAS**  
 AV. ELOY ALFARO 31B, ENTRE FRESNOS Y ANONAS.  
 TEL: 593 022 419 824 / 022 416 945  
 022 15 936 / 022 812 646  
 E-MAIL: mdclinicadeherramientas@gmail.com

**MULTIHERRAMIENTAS DEL SUR**  
 Av. Mariscal Antonio Jose de Sucre y Av. Tabiazo S23186 Junto a Gasolinera de Petroecuador  
 TEL: (593) 02-600-5351  
 E-MAIL: jcpa2111@hotmail.com

**TALLERES DEL SUR**  
 AV. MALDONADO S44-289 Y ESCALON 1  
 TEL: (593) 022 975 359 / 022 974 755  
 E-MAIL: cas.talleresdelsur@yahoo.com

**TALLERES DEL SUR N° 3**  
 AV. MALDONADO S27-157 Y LAS LAJAS  
 TEL: (593) 022 673 953 / 098 440 1456  
 E-MAIL: talleresdelsur\_3@hotmail.com

**TALLER TURBO**  
 VIA INTEROCEANICA KM. 14 Y CALLE EL DORADO #11  
 TEL: (593) 022 373 946 / 022 379 256  
 E-MAIL: mevgaservicios@gmail.com  
 mariovega.t@hotmail.com

**TECNICENTER**  
 Av. Ilalo Y Rio Corrientes S5 - 87  
 TEL: (593) 022-285-1558  
 E-MAIL: andy\_16hh@hotmail.com

**RIOBAMBA**  
**SERVICENTRO TEAM**  
 PRIMERA CONSTITUYENTE 3512 Y DIEGO DE IBARRA  
 TEL: (593) 032 967 455  
 E-MAIL: servi\_team@yahoo.es  
 marcelollamuca@yahoo.es

**SANTA CRUZ**  
**FERRERIA BODEGA BLANCA**  
 CALLE PIQUEROS Y MANUEL SANCHEZ SANTA CRUZ  
 TEL: (593) 052 526 615 / 052 526 338  
 052 507 026  
 E-MAIL: ramon@bodegablanca.com  
 ferreteria@bodegablanca.com

**EL SALVADOR**  
**COJUTEPEQUE**  
**FERRERIA ADIMACOM**  
 2da. CALLE PONIENTE #41, BARRIO EL CALBARIO  
 TEL: (503) 2361 0900 / 7989 1074  
 E-MAIL: adimaconventas.com  
 adimacon@hotmail.com

**ILOBASCO**  
**FERRERIA EL SIETE**  
 4° CALLE PONIENTE #10 BARRIO EL CALVARIO  
 TEL: (503) 2384 2727  
 E-MAIL: ferreteriaelsiete@hotmail.com

**LA LIBERTAD**  
**FERRERIA SAN RAFAEL**  
 1ra. AV. SUR #22116 PUERTO LA LIBERTAD  
 TEL: (503) 2346 1080  
 E-MAIL: jcsiuenzaes@hotmail.com

**LA UNION**  
**FERRERIA MARYLI**  
 2da. CALLE PTE. #3-5  
 TEL: (503) 2604 2194  
 E-MAIL: ferreteriamaryli2013@hotmail.com

**METAPAN**  
**FERRERIA EL INDIO**  
 CARRETERA INTERNACIONAL KM 113, BARRIO SANTA CRUZ  
 TEL: (503) 2442 0108 / 2402 0908  
 E-MAIL: mario-maap@hotmail.com

**SAN FRANCISCO GOTERA**  
**FERRERIA SAN FRANCISCO**  
 4ta. CALLE PTE., BARRIO LA SOLEDAD #7  
 TEL: (503) 2654 0312  
 E-MAIL: esmeralda.escolerop@yahoo.com

**SAN PABLO TACACHICO**  
**FERRERIA SAN PABLO**  
 TEL: (503) 2331 9600  
 E-MAIL: ferreteriasanpablo@hotmail.com

**SAN SALVADOR**  
**VIDUC**  
 AV. VIA ESPAÑA 515 Y ALAMEDA JUAN PABLO II  
 TEL: (503) 2281 5000  
 E-MAIL: moises.recinos@viduc.com.sv

**SAN VICENTE**  
**FERRERIA FERROLLAVES**  
 5° CALLE ORIENTE Y 2° AV. NORTE No. 7  
 TEL: (503) 2393 1038  
 E-MAIL: carlos@ferrollaves.com  
 ferrollaves@navegante.com.sv

**SANTA ANA**  
**REPUESTOS VULCAN**  
 CALLE JOSE MARIANO HERNANDEZ OTE. # 11  
 TEL: (503) 2447 2797  
 E-MAIL: danefimo@gmail.com

**SANTIAGO DE MARIA**  
**MATERIALES ELECTRICOS EL MILAGRO**  
 2da. AV. SUR, BARRIO EL CENTRO #9  
 TEL: (503) 2605 2713  
 E-MAIL: matemilagro@hotmail.com

**SENSUNTEPEQUE**  
**AGROSERVICIO Y FERRETERIA EL GANADERO**  
 CALLE DOROTEO VASCONSELOS #4, BARRIO DANTA BARBARA.  
 TEL: (503) 2340 2166  
 E-MAIL: elganaderosadev@yahoo.com

**SONSONATE**  
**CASA GUIDOS**  
 Avenida Oidor Ramírez de Quiñonez #1-1, Barrio Angel  
 TEL: (503) 2451-0512  
 (503) 2450-3140  
 (503) 7768-1285  
 E-MAIL: casaguidos48@gmail.com

**ZACATECOLUCA**  
**CENTRO AGRÍCOLA GANADERO**  
 Carretera al Litoral y Avenida Juan Victor Villacorta  
 TEL: (503) 2334-0303  
 (503) 2334-0159  
 E-MAIL: centroagricolaganadero@hotmail.com

**GRENADA**  
**ST. GEORGES**  
**BRYDEN & MINORS**  
 LAGOON RD. ST. GEORGES, GRENADA W.I.  
 TEL: (473) 440 2018  
 E-MAIL: harles.greasley@brydens.com

**GUATEMALA**  
**SERVICIO TÉCNICO AUTORIZADO JOLPERS**  
 8 avenida 0-47 zona 3  
 TEL: (502) 7761-3364  
 E-MAIL: stabjolphersxela@gmail.com

**ANTIGUA GUATEMALA**  
**CORPORATION ACUARIO**  
 5 CALLE PONIENTE No. 23  
 TEL: (502) 7832 1225  
 E-MAIL: ventasquintacalle@distribuidoracuuario.com

**CHICHICASTENANGO**  
**EL RELAMPAGO**  
 5Ta Calle 4-20, Zona 1  
 TEL: (502) 4220-9530

**CHIQUMULA**  
**CENTRO DE SERVICIO LOS CUATES**  
 2da. Calle 10-60, Zona 1  
 TEL: (502) 5101-4057

**DISTRIBUIDORA GÁLVEZ LÓPEZ**  
 Avenida Central 5-25, Zona 4  
 TEL: (502) 5345-9543

**GUATEMALA CITY**  
**FERRERIA LEWONSKI**  
 BOULEVARD LIBERACION 2-29 ZONA 9  
 TEL: (502) 2383 7800  
 E-MAIL: tallermakita@lewonski.com

**RECSA (Representaciones Europeas Para Centro America S.A.)**  
 17 Av. 19-41, Zona 10  
 TEL: (502) 2304-3800

**JALAPA**  
**TALLERES Y REPUESTOS TIKAL**  
 1ra. AV. 0-35 ZONA 5  
 TEL: (502) 7922 3390 / 7922 7993  
 E-MAIL: tallerestikal@yahoo.com

**JUTIAPA**  
**MULTIHERRAMIENTAS COPROPIEDAD**  
 3ra. Calle 5-33, Zona3 Barrio La Federal  
 TEL: (502) 7844-6618

**MALACATAN**  
**MULTISERVICIOS MAGNETO**  
 5ta. Calle 1-58, Zona1  
 TEL: (502) 4128-3015

**HUEHUETENANGO**  
**FERRERIA TEMI**  
 7MA. CALLE DE LA ROTONDA 5-191, ZONA 1  
 TEL: (502) 7764-7086 / 4002-1522  
 E-MAIL: ferreterialemi@gmail.com

**IXCAN**  
**FERRERÍA LA FRANJA**  
 KM. 518 SOBRE LA TRANSVERSAL IXCAN  
 TEL: (502) 5889-8035

**NEBAJ, QUICHE**  
**FERRO NORTE**  
 5TA. AVENIDA 5-38 ZONA 1, CANTON VITZAL  
 TEL: (502) 4064-7045  
 E-MAIL: wilmar1590@hotmail.com

**PALIN**  
**LOGISTICA COMERCIAL S.A.**  
 5ta. CALLE "A" 5-53 ZONA 1 COL. MODELO 1  
 TEL: (502) 7889 7820  
 E-MAIL: logisticacomercial@hotmail.es

**JUTIAPA**  
**MULTIHERRAMIENTAS COPROPIEDAD**  
 3RA. CALLE 5-33 Z.3, BARRIO LA FEDERAL  
 TEL: 7844-6618

**QUEZALTENANGO**  
**CASA INDUSTRIAL CONOMANG**  
 7ma. AV. 1-80, ZONA 2  
 TEL: (502) 7761 6335 / 7761 8833  
 E-MAIL: conomag\_1@yahoo.com

**JOLPERS**  
 8 AV. 0-47 ZONA 3  
 TEL: (502) 7761 3364  
 E-MAIL: stabjolphersxela@gmail.com

**LA CASA DEL CARPINTERO**  
 14ta. AV. 6-33 ZONA 3  
 TEL: (502) 7767 4758  
 E-MAIL: lacasadecarpintero@hotmail.com

**RETALHULEU**  
**EQUIPOS Y FERRETERIA EBENEZER**  
 1 CALLE 1-99 CALZADA NAVIDAD ZONA 4  
 TEL: (502) 7771-0559

**RIO DULCE**  
**AGROMAR**  
 CALLE PRINCIPAL RIO DULCE  
 TEL: (502) 7930 5140  
 E-MAIL: agromar000@yahoo.com





## MAKITA AUTHORIZED SERVICE CENTERS

**SAN PEDRO SACATEPEQUEZ**  
**CARPAPARTES**  
 5ta. Calle 1-29  
 TEL: (502) 5414-7225

**SANTA CATARINA PINULA**  
**CENTRO TECNICO RUIZ**  
 KM. 13.5 CARRETERA A EL SALVADOR.  
 TEL: (502) 4740 4433

**SANTA CRUZ**  
**CAPICENTRO KAREN**  
 2da. CALLE Y 4ta. AV. 2-04 ZONA 1  
 TEL: (502) 7755 1770  
 E-MAIL: capicentrokaren@yahoo.com

**COPAFE**  
 KM. 196.5 CARRETERA A COBAN  
 TEL: (502) 5777 7514

**SANTIAGO ATITLAN**  
 Servicios y Materiales Electricos / Henry  
 Mendoza  
 Cantón Tzanjuyu  
 TEL: (502) 5716-1687

**TECPAN**  
**CONSTRUFER**  
 1ra. AV. A 1-63 ZONA 3  
 TEL: (502) 5503 9533  
 E-MAIL: victorscbk@gmail.com

**TOTONICAPAN**  
**MULTISERVICIOS SULUGUI**  
 KM. 139 RUTA INTERAMERICANA ALDEA  
 BARRANECHÉ  
 TEL: (502) 4589 4017  
 E-MAIL: j-s-t1@hotmail.com

**USPANTAN**  
**MULTISERVICIOS SHALOM / CASTRO US**  
 5a Avenida, Zona 1  
 TEL: (502) 4099-6798

**GUYANA**  
**GEORGETOWN**  
**ARK ENTERPRISES**  
 17 LOMBARD STREET WERK-EN-RUST  
 TEL: (592) 227 3580 / 225 9412  
 E-MAIL: ark@networksgy.com

**FARFAN & MENDES LTD**  
 45 URQUHART STREET NORTH CUM-  
 MINGSBURG  
 TEL: (592) 226 8130  
 E-MAIL: info@fmlgy.com

**TOUCAN INDUSTRIES**  
 10 WATER ST. (KINGSTON)  
 TEL: (592) 226 1188 / 225 4607  
 E-MAIL: toucan@ewirelessgy.com

**HAITI**  
**PORT-AU-PRINCE**  
**CHABUMA**  
 RUE SALOMON, VARRUEX  
 TEL: (509) 246 2525

**HONDURAS**  
**CATACAMAS**  
**DISTRIBUIDORA CACERES**  
 CALLE DEL COMERCIO.  
 TEL: (504) 2799 3593 / 2799 4007  
 E-MAIL: distribuidoracaceres@yahoo.com

**CHOLUTECA**  
**SERVITOOOLS**  
 Barrio la Cruz Cemcol, 1 cuadra al Oeste  
 frente a Reina  
 TEL: (504) 3279-2551  
 (504) 9913-3624  
 E-MAIL: teresa.arguello1996@gmail.com

**TALLER REY**  
**BARRIO LOS FUENTES.**  
 TEL: (504) 3377 7057  
 E-MAIL: oscar1.gmm@gmail.com

**COMAYAGUA**  
**COMERCIAL Y FERRETERIA EMANUEL**  
 BOULEVARD CUARTO CENTENARIO.  
 TEL: (504) 2772 3856  
 E-MAIL: coferreteriaemanuel@yahoo.com

**LA CEIBA**  
**DIMAASER (DISTRIBUIDORA**  
**MATERIALES ACCESORIOS Y SERVICIOS)**  
 AV. LA REPUBLICA, EDIF. PINA.  
 TEL: (504) 9878 9406  
 E-MAIL: centro.dimaaser@hotmail.com

**LA ENTRADA, COPAN**  
**MECFER**  
 LA ENTRADA, COPAN  
 TEL: (504) 2661 2227 / 2661 2366  
 9906 4851  
 E-MAIL: tabora.roger@yahoo.com

**SAN PEDRO SULA**  
**LARACH Y CIA SPS**  
 Bulevar del Norte Colonia Los Castaños  
 Calle Mega Larach 200 metros adelante del  
 puente sobre Río Blanco.  
 TEL: (504) 2551-8876  
 E-MAIL: tallerdeservicios@larachycia.com

**SERVICIO ALFA**  
 3era. ENTRE CALLE 1 Y 2, AV. N.E. BARRIO  
 BARANDILLAS CORTES.  
 TEL: (504) 9470 0205  
 E-MAIL: omarcarrjss@hotmail.com

**SANTA BARBARA**  
**COMERCIAL REINA**  
 BARRIO EL CENTRO, AV. LA PAZ.  
 TEL: (504) 2243 2225  
 E-MAIL: hectorpineda2001@yahoo.com

**SANTA ROSA**  
**FERRETERIA FERRECENTRO**  
 Barrio Santa Teresa Dos cuadras abajo del  
 Mercado Central.  
 TEL: (504) 9925-1209  
 E-MAIL: heribertoca@gmail.com

**SIGUATEPEQUE**  
**J.J.**  
 BARRIO LAS AMERICAS, BOULEVARD  
 MORAZAN.  
 TEL: (504) 9889 7083  
 E-MAIL: centrodeserviciojj@gmail.com

**TEGUCIGALPA**  
**LARACH Y CIA.**  
 1347 CALLE LA SALUD, COL. MIRAMONTES  
 TEL: (504) 2290 1100 / 2551 8876  
 E-MAIL: tallerdeservicios@larachycia.com

**SERVICIO ALFA**  
 BO. VILADELA 6 Y 7 AV. 21, CALLE #2101,

COMAYAGUELA D.C.  
 TEL: (504) 3159 7717  
 E-MAIL: omarcarrjss@hotmail.com

**STOP ELECTRÓNICA**  
 Col Miramontes Ave Altiplanos N.2311.  
 TEL: (504) 2235-6681  
 (504) 2213-0329  
 (504) 9973-9195  
 E-MAIL: stopelectronica@yahoo.es

**TOCOA**  
**SERVICIOS ELECTRICOS DEL AGUAN**  
 CARRETERA PANAMERICANA  
 TEL: (504) 2444 2250  
 E-MAIL: servicioselectricosdelaguan@yahoo.com

**YORO**  
**MAYHER COMERCIAL**  
 BARRIO SAN JUAN.  
 TEL: (504) 2691 0155  
 E-MAIL: hectoral@yahoo.com

**JAMAICA**  
**PARROQUI DE KINGSTON**  
**AIRMARK**  
 29 Shortwood Rd, Kingston  
 TEL: (876) 929 5700  
 E-MAIL: airmark@cwjamaica.com

**DELTA SUPPLY LTD.**  
 106 HAGLEY PARK ROAD, KINGSTON 11  
 TEL: (876) 923 6025  
 E-MAIL: cgordon@deltasupplyco.com  
 phamilton@deltasupply.co.com

**MARTINIQUE**  
**LAMENTIN (LE)**  
**JARDI CASH**  
 COORDONES PRINCIPALES IMM JARDI  
 CASH RN1 MANGOT VULCIN 97232  
 TEL: (596) 596 511 / 596 616  
 E-MAIL: guy.de-reynal@phytocenter.com  
 direction@jardicash.fr

**NICARAGUA**  
**BILVI**  
**FERRETERIA GAITAN**  
 Nueva Jerusalem, Carretera a Lamlaya  
 TEL: (505) 2792-1065  
 E-MAIL: iderling@yahoo.com

**BONANZA**  
**FERRETERIA LUISA**  
 Mina Bonanza, Merado frente al CDI  
 TEL: (505) 8917-3875  
 E-MAIL: mluisa689@hotmail.com

**CHINANDEGA**  
**FERRETERIA VARGAS**  
**PUMA SUPER 7.**  
 TEL: (505) 2340 1956  
 E-MAIL: negocioscomefervch@hotmail.com

**ESTELÍ**  
**FERRETERIA CALDERON**  
 Del Hotel Panorama #1, 1C. Al Sur, 1C. al  
 Oeste  
 TEL: (505) 8659-2370  
 E-MAIL: calderon1392@yahoo.es

**JINOTEGA**  
**FERRETERIA EL CAITE** TEL: (505) 2782 2257  
 E-MAIL: arsaba123.ab@gmail.com

**JINOTEPE**  
**AUTO CHALE**  
 DEL CALVARIO, 3 CUADRAS AL OESTE.  
 TEL: (505) 2532 1005  
 E-MAIL: pintautociclo@gmail.com

**LEON**  
**FERRETERIA LEYVA**  
 TEL: (505) 2315-1610  
 E-MAIL: leninmena24@gmail.com

**MANAGUA**  
**FETESA**  
 PASO DESNIVEL CARRETERA NORTE.  
 TEL: (505) 2264 9191  
 E-MAIL: taller.makita@fetesa.com.ni

**FETESA DO IT CENTER - LAS COLINAS**  
 CARRETERA A MASAYA KM 7.8  
 TEL: (505) 2264-9191 EX 8517  
 E-MAIL: makita.colinas@fetesa.com.ni

**FETESA DO IT CENTER - LINDA VISTA**  
 DE LOS SEMAFAROS DE LINDA VISTA 800  
 MTS AL OESTE  
 TEL: (505) 2264-9191 EX 8530  
 E-MAIL: makita.lindavista@fetesa.com.ni

**POWER TOOLS CENTER**  
 FRENTE AL COLEGIO PUREZA DE MARIA  
 VILLA VENEZUELA  
 TEL: (505) 8894-1666  
 E-MAIL: powertoolscenternicaragua@gmail.com

**TOOL SOLUCIONES INTEGRALES**  
 BO. CARLOS MARX, MINI PLAZA NORTHER  
 STAR DDF, LA SIEMENS 1/2C ESTE  
 TEL: (505) 5842-9967  
 E-MAIL: toolssolucionesintegrales@gmail.com

**MASAYA**  
**FERRETERIA ROCASA**  
 BANPRO 75 VRS AL SUR.  
 TEL: (505) 8862 6734 / 2522 6344  
 E-MAIL: rocasa.nicaragua@gmail.com  
 rocha.castillo@gmail.com

**NEUEVA GUINEA**  
**FERRETERIA ROMERO**  
 TEL: (505) 2575 0380  
 E-MAIL: ferreteriaromeronuevaguinea@yahoo.es

**RIVAS**  
**FERRETERIA DIANA**  
 ENITEL 1C, NORTE, 1/2 LAGO  
 TEL: (505) 8469 1311 / 8701 7098  
 E-MAIL: urielpg83@hotmail.com

**ROSITA**  
**COMERCIAL SAN LUIS**  
 BARRIO JOSE ZELEDON, CALLE CENTRAL.  
 TEL: (505) 8794 1148  
 E-MAIL: oportalmyahoo.es

**FERRETERIA SAN LUIS**  
 Barrio Jose Zeledon, Calle Central, frente  
 donde fue el Med RAAN-RAAS  
 TEL: (505) 8794-1148  
 E-MAIL: oportalmyahoo.es



## MAKITA AUTHORIZED SERVICE CENTERS



## MAKITA AUTHORIZED SERVICE CENTERS

**SIUNA**  
**COMERCIAL ZELEDON**  
 Pedro Joaquin Chamorro  
 TEL: (505) 8422-4192  
 E-MAIL: quinteroildefonso5@gmail.com

**SOMOTILLO**  
**FERRETERIAS SALAS-PRINCIPAL**  
 TEL: (505) 5845 4837  
 E-MAIL: ferretsomotillo@hotmail.com

**PANAMA**  
**ANCON**  
**CENTRO DE SERVICIOS DE FÁBRICA MAKITA**  
 Calle Diego Dominguez, Albrook - P.H. Albrook Office Center, local n°4, planta baja, a un costado del SERTRACEN.  
 TEL: (507) 315-0305 / 0651  
 E-MAIL: asistentempa@makitalatinamerica.com

**BUGABA**  
**A.L. MOTORS**  
 AV.CENTRAL Y CALLE 1ra. OESTE.  
 TEL: (505) 6816 4130  
 E-MAIL: almotorsbugaba@gmail.com

**CHAME**  
**MULTIREPUESTOS MUNNSA**  
 CHAME, BEJUCCO, VIA INTERAMERICANA.  
 TEL: (507) 345 3478 / 6910 2299 / 6911 8698  
 E-MAIL: 2044raiza@gmail.com

**CHITRÉ**  
**S.T. ELECTRI-MOTORES**  
 CALLE FRANCISCO RODRÍGUEZ.  
 TEL: (507) 970 1396  
 E-MAIL: electrimotores@gmail.com

**COLÓN**  
**ELECTRÓNICA SAN ANDRESITO**  
 CALLE 12, ENTRE AV. AMADOR GUERRERO & AV. JUSTO AROSEMENA  
 TEL: (507) 6238 1343  
 E-MAIL: andretty21@hotmail.com

**DAVID**  
**SERVICIOS Y CONSTRUCCIONES GUERRA #1**  
 CALLE N SUR, LAS SONDES.  
 TEL: (507) 775 5990  
 E-MAIL: colorprop507@hotmail.es  
 guerramateriales02@gmail.com

**SERVICIOS Y CONSTRUCCIONES GUERRA #2**  
 CALLE D SUR SAN MATEO  
 TEL: (507) 730 5060  
 E-MAIL: colorpro@gmail.com

**SERVICIOS ELECTRO-INDUSTRIALES**  
 AVE. 3RA OESTE, CALLE B SUR, SAN MATEO.  
 TEL: (507) 774 6468  
 E-MAIL: seindustriales@hotmail.com

**JUAN DEMOSTENES AROSEMENA**  
**SERVICENTRO ECONOMO HOGAR #2**  
 Via Interamericana, Nuevo Arraiján, Diagonal a Casa Wong  
 TEL: (507) 344-3128 / 3129  
 E-MAIL: econohogar2@gmail.com

**JUAN DIAZ**  
**CDISA**  
 Calle 3ra, El Aguaje, Llano Bonito, Final de la calle a mano izquierda.  
 TEL: (507) 203-8657 / 7350 / 8658  
 E-MAIL: ventas@cdisapanama.com  
 gerencia@cdisapanama.com

**SERVICENTRO MAGDA**  
 Calle Domingo Diaz, San Pedro, Frente a mini super San Fernando.  
 TEL: (507) 266-5415  
 E-MAIL: marcosmadga64@gmail.com

**MAÑANITAS**  
**RESHERLECT**  
 CALLE JOSE MARÍA TORRIJOS,  
 MAÑANITA PEDREGAL  
 TEL: (507) 388 9107  
 E-MAIL: eduardoedycampos875@gmail.com

**PANAMA CITY**  
**SERVICENTRO ECONOMO HOGAR**  
 CALLE 63 OESTE, URB. LOS ANGELES  
 TEL: (507) 279 9838 / 279 9839  
 E-MAIL: econohogar@cwpanama.net

**PENONOMÉ**  
**MULTISERVICIOS MARIO #1**  
 DIAGONAL AL PARQUE 8 DE DICIEMBRE, A UN COSTADO DE LA POLICIA NACIONAL DE PENONOMÉ  
 TEL: (507) 6375 4195  
 E-MAIL: jvc87chess@gmail.com

**RIO ABAJO**  
**REPARACIONES ACEVEDO, S.A.**  
 Calle 9Na., Entrando por el Credicorp Bank  
 TEL: (507) 224-2748 / (507) 6629-3086  
 E-MAIL: cristhianacevedo141@gmail.com

**SAN MIGUELITO**  
**MEGA SERVICIOS Y ALQUILERES, S.A.**  
 Los andes, Ojo de Agua, detrás de estación de combustible Delta.  
 TEL: (507) 398-0955 / 0019  
 E-MAIL: megaseral@hotmail.com

**PFG (PANAMA FOREST AND GARDENS)**  
 Calle 4ta. Edificio Beverly, local #7, Diagonal al Discovery Center de Via España  
 TEL: (507) 395-2017  
 (507) 6829-9991  
 E-MAIL: pfgventas2@gmail.com

**REPARACIONES SORFISA**  
 Calle F, Villa Lorena, Entrando por Fundación Alberto Motta.  
 TEL: (507) 388-4510 / (507) 6949-3408  
 E-MAIL: reparacionessorfisa@hotmail.com

**SERVICIOS TONY**  
 Via fernandez de cordoba, local #1, frente a hojalateria Walter, Monte Oseuro  
 TEL: (507) 261-0144  
 E-MAIL: serviciostony@gmail.com

**SANTIAGO**  
**SERVICIOS ELECTRÓNICOS BJT**  
 Calle Quinta, vías al mercado publico, al lafo de Iglecia Evangelica.  
 Detrás de Súper Carnes  
 TEL: (507) 933-0752 / (507) 6415-0326  
 E-MAIL: servicioselectronicosbjt@hotmail.com

**VISTA ALEGRE**  
**ALMACÉN Y FERRETERÍA LG**  
 Via Interamericana, Diagonal a la Estación de combustible Puma.  
 TEL: (507) 251-2663  
 E-MAIL: almacenfkg@hotmail.com

**SAINT KITTS & NEVIS**  
**BASSETERRE**  
**TDC (Home and Building Depot)**  
 Frigate Bay Road  
 TEL: (869) 465-2511 / 2512

**CHARLESTOWN**  
**TDC (Home & Building Depot)**  
 Poligono industrial de Pinney  
 TEL: (869) 469-5430 / 5828

**SAINT LUCIA W.I.**  
**CASTRIES**  
**JOHNSONS HARDWARE**  
 10 MICOUD STREET  
 TEL: (758) 456-0300  
 E-MAIL: rjohnson@johnsons-hardware.com

**SAINT MAARTEN**  
**COLE BAY**  
**ELECTEC N.V.**  
 29 Wellington Road  
 TEL: 1 (721) 544 2051  
 E-MAIL: praimenath@yahoo.com  
 audrey@electec.info

**PHILLIPSBURG**  
**FAST CUT & SHARPENING**  
 HYENA ROAD #1 CAY HILL NETHERLANDS ANTILLES  
 TEL: (599) 542 3694

**SAINT THOMAS, U.S. VIRGIN ISLANDS**  
**ANNA'S RETREAT**  
**ALLIED RENTAL CENTER**  
 4606 Tutu Park Mall  
 TEL: (304) 775 5134  
 E-MAIL: alliedrental@gmail.com

**SAINT VINCENT**  
**KINGSTOWN**  
**SHEPARD'S TRADING**  
 OLD MONTROSE / TEL: (784) 457 1770

**CALLIAQUA**  
**OSV GROUP**  
 Glen Main Road  
 TEL: (784) 457-5000  
 E-MAIL: malcolm.ward@osv.com  
 scott.ward@osv.com.vc

**SURINAME**  
**CENTRUM**  
**FERNANDES TECHNICAL CENTER**  
 Klipstenen St.3  
 TEL: (597) 471 313  
 E-MAIL: Gerda.Timmer@Fernandes.sr  
 Rachnil.Salamah@Fernandes.sr

**TRINIDAD Y TOBAGO**  
**LES EFFORT EAS**  
**ALLIED INDUSTRIAL SUPPLIES CO. LTD**  
 2-12 Prince Charles  
 TEL: (868) 652-6900  
 E-MAIL: aiscl@aiscl.net

**MARABELLA**  
**SAM'S SALES & SERVICE**  
 185 UNION RD.  
 TEL: (868) 658 4408  
 E-MAIL: samserviceltd@yahoo.com

**PORT OF SPAIN**  
**PILLAI TOOLS COMPANY LTD**  
 LOT 36, MIDWAY EL SOCORRO ROAD, SAN JUAN, TRINIDAD, WEST INDIES.  
 TEL: (868) 638 3722  
 E-MAIL: sales@pillaitools.com

**WILLIAM H. SCOTT LTD.**  
 23-29 INDEPENDANCE S.O.P.O. BOX 351,  
 PORT SPAIN, TRINIDAD, W.I.  
 TEL: (868) 623 2181 / 623 2185

**SAN FERNANDO**  
**SOUTHERN SUPPLIES LTD**  
 Sutton St. And Gomez St.  
 TEL: (868) 657-5194 / (868) 652-8816

**WOODBROOK**  
**MARC ONE INDUSTRIAL SUPPLIES LTD**  
 13 O'CONNOR STREET  
 TEL: (868) 625 6115  
 E-MAIL: sarojini.ramnarain@gmail.com

**TURKS & CAICOS ISLANDS**  
**COOPER JACK BAY SETTLEMENT**  
**BUILDING MATERIALS LTD.**  
 LEEWARD HIGHWAY, PROVIDENCIAS P.O.  
 BOX 559 / TEL: (649) 946 4131

**VENEZUELA**  
**BARCELONA**  
**TOOLS SERVICE**  
 VIA ALTERNA SECTOR GUAMACHITO,  
 EDIF. FENIX, LOCAL # 01  
 TEL: (281) 276 6871 / 276 7695 / (414) 816 7892

**BARQUISIMETO**  
**COVARO 2000 C.A.**  
 AV. PEDRO LEON TORRES C/CALLE 52, EDIF. EUROPA, LOCAL 52-36  
 TEL: (251) 445 3916 / 445 1849

**HERRAMIENTAS FARIÑA**  
 CARRERA 19 ENTRE CALLES 43 Y 44  
 TEL: (251) 717 9981 / 446 522

**CARACAS**  
**CASTELLANA PLAZA ALQUILER**  
 CALLE JOSÉ FELIZ RIBAS, ENTRE AV. PRINCIPAL DE LA CATANAEDA Y MIRANDA  
 TEL: (212) 262 1137 / 263 3891 / 264 2224

**COMERCIAL LA CADENA**  
 AV. LAS PALMAS No. 45, BOLEITA SUR  
 TEL: (212) 235 2823 / 234 8776 / 235 5091

**COVARO 2000 CARACAS**  
 AV. VICTORIA, EDIF. GUERE LOCAL 2, LAS ACACIAS  
 TEL: (212) 631 4013 / 631 0416 / 624 5211

**ELECTRICOS MARICHE**  
 CARRETERA PETARE SANTA LUCIA KM. 8  
 CENTRO MISSURI, LOCAL #2, SECTOR FILAS DE MERICHE  
 TEL: (212) 532 0795 / 532 1398

**MATERIALES BRASIL**  
 DESAMPARADOS A TEÑIDEROS, EDIF. PACTO No.59, LA CANDELARIA  
 TEL: (212) 562 5500

**TIMORBA**  
 PRIMERA TRANSVERSAL, ENTRE 3ra. y 4ta.  
 AV. DE LOS PALOS GRANDES, QUINTA PILAR.  
 TEL: (212) 283 5826 / 284 7065 / 284 8168

**MARACAIBO**  
**BICOLOR**  
 CARRETERA VIA PERIJA KM. 5-1/2  
 TEL: (584) 246 008 597

**MARGARITA / PORLAMAR**  
**SERVI TOOL**  
 CALLE NARVAEZ ENTRE MARCANO E IGUALDAD.  
 TEL: (295) 263 9805 / (414) 395 8904

**VALENZIA**  
**GRUPO REHECA, C.A.**  
 AV. 84 AREVALO GONZALEZ #96-14, SAN BLAS  
 TEL: (241) 859 1909 / 859 3754

1100	135	BO6030	127
1600	134	BO6050J	127
2703	130	CA5000X	133
2704	130	<b>CF001G</b>	85
3606	136	<b>CF002G</b>	84
3706	138	CF100D	85
3709	138	CF101D	85
<b>3711</b>	138	<b>CL001G</b>	72
4114	110	CL108FD	72
4131	110	<b>CL114FD</b>	72
4327	133	CL121D	73
6407	95	CLX224X	68
6413	95	CLX224X2	68
6906	98	CLX228	69
9032	124	<b>CW001G</b>	93
9046	126	DA3010F	96
9403	126	DBO180	55
9404	125	<b>DBS180</b>	48
9902	125	DCF102	85
9903	125	DCF203	85
9910	124	DCG180	57
9920	125	DCL180	72
1805N	135	<b>DCL184</b>	73
1912B	135	DCL281	72
2012NB	135	DCM501	93
2107FK	111	<b>DCO181</b>	56
2703X1	130	DCS552	52
4100NH2	110	DCS553	52
4329K	133	DCU180	83
4350FCT	134	<b>DCW180</b>	93
4350T	134	DDA460	43
5007MG	131	<b>DDG460</b>	83
5007N	131	DF001DW	69
5008MG	132	DF033D	65
5402NA	133	DF332D	65
5477NB	131	DF333D	66
5704RK	132	DFJ210	86
6302H	95	DFJ212	86
6408K	95	DFJ214	86
9005B	117	DFJ310	86
9227C	121	DFJ410	86
9237C	121	DFN350	55
9237CB	122	DFS452	55
9557HNG / 9557HNRG	115	DFV210	86
9557HPG	116	<b>DFV214</b>	86
9558HNRG	118	DGA452	49
9564CV	117	DGA454	49
9564P	116	DGA455	49
9564PCV	117	DGA456	49
9924DB	125	DGA458	49
ADP05	92	DGA462	50
<b>AF506</b>	139	DGA468	50
BO3710	126	<b>DGA469</b>	50
BO4556	126	DGA506	50
BO4557	126	DGA512	50
BO4558	127	DGA518	51
BO4900	127	DGA701	51
BO5030 / BO5031	127	DGA901	51





























































<b>DGP180</b>	58	DPO600	57
DHP453	44	<b>DPP200</b>	48
DHP458	44	DRC200	74
DHP482	44	DRS780	54
DHP484	44	DRT50	55
DHP485	44	<b>DRV150</b>	56
DHP486	45	<b>DRV250</b>	56
DHR171	42	DS4012	96
DHR182	42	DS5000	96
DHR241	42	DSC163	48
DHR242	42	DSC251	48
DHR263	42	DSS611	53
DHR280	43	DTD152	45
DHR400	43	DTD153	45
DHS660	53	<b>DTD156</b>	45
DHS680	53	DTD172	45
DHS711	53	DTM50	56
DHS781	53	DTM51	56
DJR183	52	DTR180	57
DJR186	52	DTW1001	47
DJR187	52	DTW1002	47
DJV180	51	DTW180	46
DJV182	51	DTW181	46
DK0058	114	DTW190	46
<b>DKP181</b>	55	DTW251	46
DLM432	81	<b>DTW300</b>	47
<b>DLM530</b>	81	<b>DTW700</b>	47
<b>DLM532</b>	81	<b>DUB184</b>	77
<b>DLM533</b>	82	<b>DUB186</b>	76
DLS111	54	<b>DUB363</b>	77
DLS212	54	DUC254	82
DLS600	54	DUC306	82
DLW140	47	DUC355	83
DLX2131	59	DUC356	83
DLX2142Y	58	DUC406	83
DLX2145J / TJ	61	DUH523	80
DLX2146T	61	DUH601	80
DLX2180TX	59	DUH651	80
<b>DLX2286SYX</b>	60	<b>DUN461W</b>	81
<b>DLX2286X</b>	60	<b>DUN500W</b>	81
<b>DLX2336SYX</b>	58	DUP362	82
<b>DML186</b>	88	DUR190	78
DML805	89	<b>DUR192</b>	79
DML806	89	DUR368	78
<b>DML808</b>	88	DUT130	57
<b>DML809</b>	90	<b>DUX18</b>	78
<b>DML810</b>	90	<b>DUX60</b>	78
<b>DML811</b>	90	DVC150	74
<b>DML812</b>	89	DVC152	74
<b>DML815</b>	88	DVC153	74
<b>DMP180</b>	92	<b>DVC155</b>	74
<b>DMP181</b>	92	<b>DVC156</b>	75
<b>DMR114</b>	91	<b>DVC157</b>	75
<b>DMR300</b>	91	DVC261	71
DP4000	96	<b>DVC560</b>	73
DP4002	96	DVC660	71
<b>DPB183</b>	48	DVC665	71
DPO500	57	DVC750	73



DWR180	46	HM1211B	107
FN001G	35	HM1213C	108
FS2200	97	HM1214C	108
FS2500	97	HM1307CB	109
FS2700	97	HM1317CB	109
FS4000	97	HM1502	109
FS4200	97	HM1512	109
FS6300	98	HM1812	109
GA004G	36	HP001G	34
GA012G	36	HP002G	34
GA022G	37	HP0300	102
GA025G	37	HP1630	102
GA028G	37	HP1640 / HP1641K	103
GA031G	37	HP2010N	103
GA037G	38	HP2050H	103
GA038G	38	HP2070	103
GA4030	115	HP332D	64
GA4530	115	HP332D	65
GA4530R	115	HP333D	65
GA4534	115	HP488D	69
GA4540	116	HR001G	33
GA4540C	116	HR003G	33
GA4540R	116	HR005G	33
GA4550	117	HR006G	33
GA4551R	117	HR140D	67
GA5020	118	HR166D	67
GA5021C	118	HR1840	103
GA7040S	119	HR2470	104
GA7050	118	HR2630T	104
GA7060	119	HR2630X9	104
GA7060R	119	HR2631F	104
GA7061	119	HR2652	104
GA7061R	119	HR3001CJ	105
GA7064	118	HR3011FCJ	105
GA7911	120	HR3012FCJ	105
GA9030	121	HR3200C	105
GA9040S	121	HR4002	105
GA9050	120	HR4003C	106
GA9060	120	HR4013C	106
GA9060R	120	HR4041C	106
GA9061	120	HR4510C	106
GA9061R	121	HR5000	106
GB601	124	HR5202C	107
GB801	124	HR5212C	107
GD0600	123	HS003G	35
GD0603	123	HS0600	132
GD0801C	123	HS7010	131
GS5000	124	HS7600	131
GV5010	122	JN1601	111
GV7000C	122	JN3201	112
HB500	102	JR001G	35
HG6530VK	139	JR3051TK	111
HM001G	33	JR3061T	111
HM0810B	107	JR3070CT	111
HM0870C	107	JS1300	112
HM1101C	108	JS1602	112
HM1203C	108	JS3200	112
HM1205C	108	JS3201	112

JV0600K	134	ML105	88
KP0800	134	MLS100	129
LC1230	110	MLT100	130
LD030P	140	MP001G	92
LD050P	140	MP100D	92
LD080P	140	MR001G	91
LH1201FL	129	MR052	91
LS1018L	128	N5900B	132
LS1019L	128	PC5010C	128
LS1030N	128	PJ7000	139
LS1040F	129	PK5011C	122
LS1216	129	PO5000C	128
LS1221	129	PV7001C	123
LW1400	114	PW5001C	123
LW1401	114	RD1101	136
MAC2400	142	RF1101	136
MAC5200	142	RP0900	136
MAC700	142	RP1800/RP1801	136
ML001G	89	RP2301FC	137
ML002G	89	RS001G	35
ML003G	90	RT0700CX2	137
ML103	88	RT0701C	137
ML105	88	SA7000C	122
MLS100	129	SG1251J	110
MLT100	130	SJ401	130
MP001G	92	SK105GD / SK105D	141
MP100D	92	SK106GD / SK106D	141
MR001G	91	SK700D	140
MR052	91	SK700GD	140
N5900B	132	SP6000	133
PC5010C	128	TD001G	34
PJ7000	139	TD022D	69
PK5011C	122	TD110D	66
PO5000C	128	TD111D	66
PV7001C	123	TM3000CX6	138
PW5001C	123	TM30D	67
RD1101	136		
RF1101	136		
RP0900	136		
RP1800/RP1801	136		
RP2301FC	137		
RS001G	35		
RT0700CX2	137		
RT0701C	137		
SA7000C	122		
SG1251J	110		
SJ401	130		
SK105GD / SK105D	141		
SK106GD / SK106D	141		
SK700D	140		
SK700GD	140		
SP6000	133		
TD001G	34		
TD022D	69		
TD110D	66		
TD111D	66		
TM3000CX6	138		
TM30D	67		

TW001G	36
TW004G	36
TW0350	98
TW1000	98
TW141D	66
TW161D	66
UB001C	77
UB001G	77
UB101D	76
UH006G	80
UH008G	80
UR002G	79
UR003G	79
UR006G	79
UR101C	79
UX01G	78
VC2000L	75
VC3210L	75
VC4210L	75
VR1000	139
WR100D	67



	Double insulation		Orbital cutting
	Variable Speed		Makita shank jig saw blade
	Brake		Bayonet shank jig saw blade
	Reversing		Laser marker
	Mechanical 2-Speed		Hook & loop
	Mechanical 3-Speed		Depth adjustment
	Electronic 2-Speed		Sequential and bump-fire
	Electronic 3-Speed		Wire collated nail
	Electronic 4-Speed		Sheet collated nail
	Keyless chuck		Silent sheet
	Torque setting 5		Inlet filter
	Torque setting 6		Auto firing stop
	Torque setting 9		Anti-vibration
	Torque setting 16		Automatic oiling
	Torque setting 18		Chain brake
	Torque setting 21		Primer pump
	SDS-PLUS		Electric star
	SDS-MAX		Descompression valve
	17mm hex shank		Rapid start
	19mm hex shank		Stainless tank
	21mm hex shank		Revolving hose
	28.6mm hex shank		Static free hose
	Spline shank		Dust collection
	30mm hex shank		Built-in Jop light
	Torque limiter		Wooden carrying case
	Constant speed		Carrying case
	Soft start		Asimetric
	Bevel cutting 45 left		Simetric
	Bevel cutting 45 LR		Capacitor discharge ignition
	Bevel cutting L45 R5		Auto decompression

CB No		Part No.	CB No		Part No.
1 / 903		194961-5	311		194998-2
51		181021-2	325		195001-2
51 / 1902-2		194963-1	327		194285-9
55		194964-9	340		196454-8
64		194968-1	350		195004-6
65		194969-9	351		197244-2
70		194970-4	401		195005-4
75		194971-2	407		195007-0
76		194972-0	408		195008-8
85		194973-8	411		195010-1
100		194974-6	416		195013-5
105		194975-4	419		195015-1
106		194976-2	424		195017-7
107		194977-0	430		191971-3/195018-5
113		194978-8	434		195020-8
119		194979-6	440		195021-6
124		194982-7	441		195022-4
153		194985-1	442		195023-2
154		194986-9/194985-1	458		195025-8
155		194987-7	459		195026-6
165		195056-7			
166		191968-2			
175		195845-0			
203		194991-6			
204		194992-4			
210		194993-2			
218		197128-4			
253		194994-0			
303		194996-6			
304		194997-4			
308		957802410			

\*See Carbon Brush No. suitable for your tool



# TECHNOLOGIES

Makita offers technologies designed to provide safety and comfort to user, as well as long life and greater performance of the tools



## HIGH PERFORMANCE WITH BRUSHLESS DC MOTOR

Maintenance-free motor due to the fact that the production of energy is without carbon, in addition to having higher performance, it produces less friction and heat than DC motors. More work with a single battery charge, since the production of energy is more efficient, because its energy field is continuous.



## SPEED SUPPRESSION TECHNOLOGY

Automatically reduces the vibration of the tool when there is no workload, decreases the amount of vibration in the hands of the user during the operation of the tool. Minimizes the deflection of the chisel when placed at the exact point to break.



## LXT® LITHIUM-ION

Lithio-ion technology tools use batteries with a cooling system that does not allow the battery to warm up, besides providing a fast charge. (the charging time varies according to the battery's amperage). Intelligent charging system, charging and discharging is complete, increased battery life.



## DXT™ DEEP AND EXACT CUTTING TECHNOLOGY

Cutting depth: gear reduction unit 3 steps and retractable rear guard. Provides long cutting capacity in crown molding and base molding. Cutting accuracy: double sliding mechanism, use of 4 short steel rails free of vibration with precise and precise cutting, plus a compact design of the tool.



## XPT™ EXTREME PROTECTION TECHNOLOGY

This technology provides protection against dust and water droplets when working with it on the outside. This protection is not valid for the machine to be submerged, but prevents the entry of rainwater. The openings of the ventilation, have rubber seals that block the entry of waste, protecting the electrical components.



## SUPER JOINT SYSTEM

The spring acts as a mechanical clutch, avoiding damage to the gears and possible risks. Elimination of jerking due to accidental disc lock during work. When the disc is blocked the user receives a jolt that can be dangerous because the machine makes a small bounce.



## AUTOMATIC TORQUE DRIVE TECHNOLOGY

In light work, the tool works in high speed mode, in heavier jobs the tool automatically switches to high torque mode. Facilitates the operations of more continuous or prolonged use.



## SJSTMII

System that decreases the vibration originated from the roughing disk, since it has a spring that absorbs vibration. By reducing the vibration that reaches the user, it makes its operation more comfortable and with less fatigue.



## ACTIVE FEEDBACK SENSING TECHNOLOGY

If the speed drops suddenly due to an accidental or intentional clogging of the disk, the AFT function shuts down the tool to protect the user. This function does not prevent clogging, but it helps to avoid accidents.



## ANTI-RESTART TECHNOLOGY

Prevents accidental start-up, prevents the tool from starting even when the switch is in the on position in a sudden power cut. It has an LED light that when turned red indicates that the tool is latched and the anti-restart technology is activated; when unpairing the LED light it turns green indicating is ready to continue working.



## EXTREME COMPACT TECHNOLOGY

New line of 12V CXT chargers and batteries of compact size, lightweight and multi-contact sliding terminal. It has a reinforced cooling system that works with a fan and protects the battery. They have an indicator of the battery charge, they are compact and their charging time varies according to the battery's amperage.



## MM4® 4-STROKE ENGINE

High performance, compact and lightweight. Low emission of pollutants. Easy operation and low maintenance cost. Does not require mixing and low noise level.



## AUTO-START WIRELESS SYSTEM

System to connect a wireless tool with another one via Bluetooth, in this way the second one will be activated when you start working with the first one. The wireless activation function allows convenient operation. By connecting a tool via a Bluetooth link, the tool is turned on, automatically activating the vacuum.



## EXTREME GENERATION TECHNOLOGY

XGT® is a new 40V | 80V max system of cordless equipment and tools. XGT® outpowers, outsmarts, and outlasts the rest. Through Makita's innovative engineering, the technology within XGT® will lead to creating the equipment and tools of the future.



## ANTI-VIBRATION TECHNOLOGY

Dynamic absorption of vibration, ensures an operation with low vibration. The design of the body of the tool allows better management thanks to its flat sides. When working with the tool for long periods the AVT system avoids greater fatigue to the user.



**XGT**

**FASTER CHARGING**

## 40V LITHIUM-ION BATTERIES



**8.0 AH**  
191X65-8 / BL4080F

### CHARGING TIME

76 min  
with DC40RA



**5.0 AH**  
191L47-8 / BL4050F

### CHARGING TIME

50 min  
with DC40RA  
& DC40RB  
85 min  
with DC40RC



**4.0 AH**  
191B26-6 / BL4040

### CHARGING TIME

45 min  
with DC40RA  
& DC40RB  
67 min  
with DC40RC



**2.5 AH**  
191B36-3 / BL4025

### CHARGING TIME

28 min  
with DC40RA  
& DC40RB  
38 min  
with DC40RC



**2.0 AH**  
191L29-0 / BL4020

### CHARGING TIME

22 min  
with DC40RA  
& DC40RB  
30 min  
with DC40RC

LXT 18V ADAPTER  
**191C09-2**  
ADP10



## 40V CHARGERS



**DC40RB**  
191N04-8 (120V) / 191N08-8 (240V)  
Dual charger



**DC40RA**  
191F37-5 (120V) / 191E07-8 (240V)  
Fast charger



**DC40RC**  
191M85-6 (120V) / 191M90-3 (240V)  
Standard charger

## COMBO KITS

**191J61-2**  
CHARGER + 1 BATTERY  
4.0AH



**191J77-7**  
CHARGER + 2  
BATTERY 2.5Ah



**191J65-4**  
CHARGER + 1 BATTERY  
4.0AH (240V)



**191J81-6**  
CHARGER + 2 BATTERY  
2.5Ah (240V)



## CHARGER DC40RA



**191E07-8**  
CHARGER / CARGADOR DC40RA (240V)

**191F37-5 (120V)**  
CHARGER / CARGADOR DC40RA



# OPTIMUM CHARGING SYSTEM

## The charging time in practical condition


In case that battery that became 70 degrees C right after use is charged in the environment of 25 degrees C.

It is necessary to cool down the battery before you begin to charge it when you charge the battery, which is the high temperature after use.

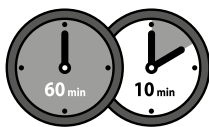
Makita developed the original charger system; Built-in the cooling fan.

**22min**

**Fast charging with cooling fan**




**Total 34 min**



**Total 70 min**

## Well balanced cooling

The design which air flows efficiently overall and it can cool cell evenly and rapidly. Well-balanced cooling system prevents the load only to a part of cell and makes battery life longer.



**Battery Cell**

**Optimum Air flow MAKITA**

**CompetitorA**  
Unbalanced Cooling

Out of air flow



**CompetitorB**  
Without cooling

Locked



**40% Lighter**



**MAKITA**  
18V Li-ion 3.0Ah  
14.4V Li-ion 3.0Ah

**MAKITA**  
18V / 14.4V  
Ni-MH 3.0Ah



**LXT LITHIUM-ION**




**430%**

**Extreme Stamina**

Life time work volume

The charger communicates with the individual cell in battery and then it controls current, voltage, and temperature. The both rapid and optimum charge was achieved. It made battery life longer.

Total Power Delivery Amount of each battery's service lifetime



## Well balanced Charging

### Built-in-CPU

The built-in CPU in battery records the battery usage history and transmits it to the charger.



Digital Communication

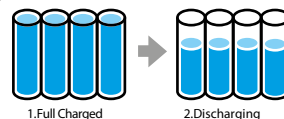
### Built-in-CPU

The CPU built in the charger analyzes its condition; high temperature, re-charge after full charged, over-discharging. The battery lasts long life because it can be charged at the best method and time.



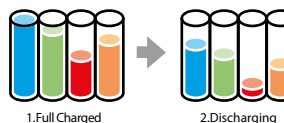
## MAKITA: Capacity Balanced Battery Pack

1. It is designed that an individual cell whose condition is full, discharge, empty works well. It is hard to become the over-discharge and an overcharge because the individual cell capacity prevent to anomalies.
2. It is possible to use it efficiency because the capacity of each cell is not uneven and discharge evenly



## Competitor A: Capacity Unbalanced Battery Pack

1. Competitor charging system causes to decrease the capacity of the cell, which weakened by the heavy load work because Competitors do not install an optimum charge.
2. Discharge stops by using the capacity of the weakened cell completely, when you use the power tool in the condition, noted as above. Therefore the capacities of the other cells are not used completely, so that workloads are decreased at a charge.



Anytime Charge

No Memory Effect  
No discharging required



Shock Absorbing  
Heavy Duty Pack




Longtime Storage

Low Self Discharge



Batteries and Chargers for Optimum Charging System





**LXT****Makita**


# ONE SYSTEM ENDLESS POSSIBILITIES

THE LXT® SYSTEM IS THE WORLD'S LARGEST COMPATIBLE CORDLESS TOOL SYSTEM POWERED BY 18V SLIDE-STYLE BATTERIES. MAKITA'S PURPOSE-BUILT MOTORS, BATTERY TECHNOLOGY, AND ENHANCED COMMUNICATIONS WORK TOGETHER TO DELIVER UNMATCHED POWER, SPEED, AND RUN TIME. GET MAXIMUM PERFORMANCE AND EFFICIENCY WITH LXT PRODUCTS FOR EVERY TRADE.




## ADVANCED MOTORS UP TO 50% MORE MOTOR LIFE

MAKITA-BUILT BRUSHLESS MOTORS ELIMINATE CARBON BRUSHES AND RUN CONTACT-FREE, ENABLING THE MOTOR TO RUN COOLER AND MORE EFFICIENTLY FOR LONGER LIFE. THE ELECTRONICALLY CONTROLLED BRUSHLESS MOTOR EFFICIENTLY USES ENERGY TO MATCH TORQUE AND SPEED TO THE CHANGING DEMANDS OF THE APPLICATION.



## ENHANCED COMMUNICATIONS EFFICIENT POWER MANAGEMENT

STAR PROTECTION COMPUTER CONTROLS™ IS COMMUNICATION TECHNOLOGY BETWEEN THE TOOL AND BATTERY THAT EXCHANGES DATA IN REAL-TIME TO PROTECT AGAINST OVERLOAD, OVER-DISCHARGE AND OVERHEATING.



## ULTIMATE COMPATIBILITY 275+ PRODUCTS. ONE SYSTEM.

THE LXT BATTERY DELIVERS CONSTANT POWER AND LONGER RUN TIME, EVEN IN EXTREME TEMPERATURES. THE CHARGER COMMUNICATES WITH THE BATTERY'S BUILT-IN CHIP TO OPTIMIZE BATTERY LIFE, CONTROLLING CURRENT, VOLTAGE, AND TEMPERATURE. A BUILT-IN FAN CIRCULATES AIR THROUGH THE BATTERY DURING THE CHARGING PROCESS TO COOL THE BATTERY FOR FASTER CHARGE TIME.

## LI-ION BATTERY & CHARGING 18V / 14.4V TIME REFERENCE, COMPATIBILITY CHART

THE LXT® ADVANTAGE

**LXT**

### EXTREME LITHIUM-ION TECHNOLOGY

Intelligent charging system, the charger communicates with the individual cell in the battery and controls the energy flow, voltage, and temperature. Both rapid and optimum charger are archived making battery life longer.






**DC18RC** (220V)  
(195584-2)**DC18RC** (120V)  
(196433-6)

Two Port Multi Fast Charger

**DC18RD** (220V)  
(196933-6)**DC18RD** (120V)  
(196963-7)Four Port Multi  
Charger**DC18SF**  
(196426-3)

\*Except BL1430A

**DC18SD** (240V)  
(630570-1)**DC18SD** (120V)  
(630567-0)**DC18RE** (120V)  
(198449-7)**DC18RE** (240V)  
(198444-7)**DC18SE**  
(Automotriz)  
(194618-8)(just to connect to the  
car cigarette lighter)

18V Lithium-ion		DC18RC DC18RD DC18RE	DC18SF	DC18SD DC18SE
5.0 Ah	 <b>BL1850B</b> (197280-8)	<b>45 min.</b> Fast Charging	<b>110 min.</b> 1 to 2 batteries <b>220 min.</b> 3 to 4 batteries	<b>110 min.</b>
4.0 Ah	 <b>BL1840B</b> (197267-0)	<b>36 min.</b> Fast Charging	<b>90 min.</b> 1 to 2 batteries <b>180 min.</b> 1 to 2 batteries	<b>90 min.</b>
3.0 Ah	 <b>BL1830B</b> (197599-5)	<b>22 min.</b> Fast Charging	<b>60 min.</b> 1 to 2 batteries <b>120 min.</b> 3 to 4 batteries	<b>60 min.</b>
2.0 Ah	 <b>BL1820B</b> (197254-9)	<b>24 min.</b> Fast Charging	<b>45 min.</b> 1 to 2 batteries <b>90 min.</b> 3 to 4 batteries	<b>45 min.</b>
1.5 Ah	 <b>BL1815N</b> (196235-0)	<b>15 min.</b> Fast Charging	<b>30 min.</b> 1 to 2 batteries <b>60 min.</b> 3 to 4 batteries	<b>30 min.</b>

# 18Vx2 LITHIUM-ION

Powered by two 18V li-ion batteries in series



This movie was filmed in Japan.  
Models and specs may vary by country.



Two 18V LITHIUM-ION can be directly installed on the machine to supply energy to the powerful 36V DC motor drive system.



## The compatible batteries are:

When different capacity batteries are used together (for example, 1.5Ah (BL1815N) and 3.0Ah (BL1830) or fully charged 3.0Ah and 70% charged BL1830B), the machine stops when the battery with less capacity gets empty.

### 1.5Ah BL1815N



**2.0Ah BL1820**  
With Battery fuel gauge



**3.0Ah BL1830**  
With battery fuel gauge



**4.0Ah BL1840**  
With Battery fuel gauge



**5.0Ah BL1850**  
With Battery fuel gauge



**6.0Ah BL1860**  
With Battery fuel gauge

## EXPAND YOUR LITHIUM-ION LINE UP





## CHOOSE GENUINE MAKITA® PARTS & ACCESSORIES

**“KNOCK-OFF” MAKITA® LITHIUM-ION BATTERIES MAY BURST CAUSING FIRES, PERSONAL INJURIES OR PROPERTY DAMAGE**

**CAUTION MAKITA® LATIN AMERICA, INC. NOTIFIES TOOL USERS OF THE HAZARDS AND RISKS OF USING NON-GENUINE (“KNOCK-OFF”) MAKITA® LITHIUM-ION BATTERIES.**

MAKITA® LITHIUM-ION BATTERIES ARE MANUFACTURED TO STRICT STANDARDS, AND ARE ENGINEERED WITH INTERNAL ELECTRONIC CIRCUITRY TO MONITOR THE BATTERY CONDITIONS WHEN IN USE WITH MAKITA® TOOLS AND CHARGERS. BY USING A NON-GENUINE MAKITA® “KNOCK-OFF” BATTERY OR BATTERIES THAT HAVE BEEN ALTERED, THE SOPHISTICATED ELECTRONIC COMMUNICATION SYSTEM BETWEEN THE BATTERY AND CHARGER AS WELL AS BETWEEN THE BATTERY AND THE TOOL MAY BE DEFEATED. THIS WILL RESULT IN:

- VOIDING THE MAKITA® WARRANTY FOR THE MAKITA® TOOL AND CHARGER
- VOIDING THE UL/CSA STANDARDS APPROVAL OF THE TOOL

WHEN USING NON-GENUINE MAKITA® BATTERIES, THERE IS ALSO A RISK OF:

- The battery bursting that may result in personal injury and/or property damage
- Possible fire damage to the tool, the battery and/or the charger
- Unknown tool performance

Makita bears no liability for accidents, personal injury or property damage (or damage to batteries, tools or chargers) that occurs as a result of the use of “knock-off” batteries, or batteries that have been repaired or altered in any way.

Don't be fooled! Genuine Makita® batteries are black in color, have the Makita® trademark logo with Lithium-Ion identification on both sides, and have the Makita® trademark logo on the bottom of the battery. “Knock-off” batteries may appear to be similar to genuine Makita® batteries but have no Makita® branding on them. Makita® only approves the use of genuine parts and accessories with Makita® tools. Makita® does not approve the use of non-genuine or “knock-off” Lithium-Ion batteries which are marketed and sold by third parties for use in Makita® Lithium-Ion cordless tools.



## LI-ION and CXT Batteries and Charges

Time Reference, compatibility chart

THE LXT® ADVANTAGE


18V Lithium-Ion		BL1815G (198186-3)	DC18WA		60 min.
1.5 Ah					



Tecnologia Compacta eXtrema

### Battery fuel gauge

The power remaining in the battery can be indicated in 4 stages simply by pushing a button (models BL1021B y BL1041B)



		DC10SD (120V) (197344-8)	DC10WD (120V) (197340-6)	DC10WD (240V) (197343-0)

	12V Lithium-Ion	DC10SB / DC18RE	DC10WD
1.5 Ah	BL1016 (197413-5)	22 min Fast Charging	50 min
2.0 Ah	BL1021 (197397-7)	30 min Fast Charging	70 min
4.0 Ah	BL1041B (197406-2)	60 min Fast Charging	130 min

12V Lithium-Ion		BL1014 (195332-9)	DC10WB (120V) (195352-3)	DC10WB (240V) (196336-4)	50 min.
1.3 Ah					
7.2V Lithium-Ion		BL7015 (198000-3)	DC10WA		35 min.
1.3 Ah					

Watch video



## SECURITY NOTICE

Basic instructions for your health and safety

Always read the **INSTRUCTION** manual of your tools

### Work environment

1. Keep the work area dry and clean
2. Keep children or strangers at a distance.
3. Avoid flammable substances or expose power tools to rain.
4. Hold or stabilize the materials to be worked.
5. Keep the work area illuminated.



### Management of tools

1. Select and use the right tools for each type of work.
2. Do not disconnect the cable by pulling it or handling it roughly.
3. Use additional accessories or attachments appropriately.
4. Be careful not to work or leave tools near sharp objects that could damage it.
5. Unplug power tools if they are not in use.



# XGT<sup>®</sup>

BEYOND LIMITS

40V | 80V max



XGT SECTION

**Makita**



### Physical care

1. Wear safety glasses and shoes, as well as gloves and ear plugs.
2. For work with dust and spark use mask or mask
3. Wear appropriate work clothes, do not get stuck.
4. Do not operate the tools if you are tired.

### Work posture

1. Keep your feet firm for a good balance
2. Use the tool in the correct position.
3. Do not force the tool in inappropriate work.

Practical MAKPAK case



### Maintenance

1. Store the tool in a dry and safe place.
2. Regularly check the proper functioning of tools and accessories.
3. Use only original spare parts and parts in case of replacement.
4. Before connecting the tool, check the voltage levels.



Makita

XGT

NEXT  
GENERATION  
TECHNOLOGY

XGT IS THE NEW 40V SYSTEM WITH MORE POWER, PERFORMANCE AND DURABILITY.

IT HAS A BUILT-IN PROGRAM, WHICH PROVIDES A DIGITAL COMMUNICATION BETWEEN THE BATTERY AND THE TOOL.

DESIGNED TO LAST AND DELIVER MAXIMUM POWER IN INDUSTRIAL APPLICATIONS.



**BL4025**  
2.5 AH  
CHARGE TIME - 28 MIN



**BL4040**  
4.0 AH  
CHARGE TIME - 45 MIN



CHARGER

TOOL TERMINOLOGY

G	D	M	101	201
XGT	2.5AH BATTERY	4.0AH BATTERY	1 BATTERY	2 BATTERIES

Z: TOOL WITHOUT CHARGER AND BATTERY



HP001GD201

XGT

40V XGT Cordless

2022 | 2023 CATALOG

HR001GZ

XGT

BL MOTOR  
XPT



AVT

AWS



AFT

Battery and charger are not included

Combination Hammer

28MM

Impact Energy	EPTA-Procedure 05/2009: 2.8 J
Impact Energy	Concrete / Steel / Wood / Core Bit / Diamond Core Bit (Dry Type): 28 / 13 / 32 / 54 / 65 mm
Blows Per Minute (BPM)	(1-1/8" / 1/2" / 1-1/4" / 2-1/8" / 2-9/16")
No Load Speed (RPM)	0 - 5,000
Chuck Capacity	0 - 980
Sound Pressure Level	95 dB(A)
Sound Power Level	106 dB(A)
Dimensions (L x W x H)	w/ BL4025: 358x102x232 mm (14-1/8"x4"x9-1/8") w/ BL4040: 373x102x238 mm (14-3/4"x4"x9-3/8")
Net weight	3.9 - 4.6 kg (8.6 - 10.1 lbs.)

HR003GZ

XGT

BL MOTOR  
XPT



AVT

AWS



AFT

Battery and charger are not included

Combination Hammer

28MM

Impact Energy	EPTA-Procedure 05/2009: 2.8 J
Impact Energy	Concrete / Steel / Wood / Core Bit / Diamond Core Bit (Dry Type): 28 / 13 / 32 / 54 / 65 mm
Blows Per Minute (BPM)	(1-1/8" / 1/2" / 1-1/4" / 2-1/8" / 2-9/16")
No Load Speed (RPM)	0 - 5,000
Chuck Capacity	0 - 980
Sound Pressure Level	95 dB(A)
Sound Power Level	106 dB(A)
Dimensions (L x W x H)	w/ BL4025: 358x102x232 mm (14-1/8"x4"x9-1/8") w/ BL4040: 373x102x238 mm (14-3/4"x4"x9-3/8")
Net weight	3.9 - 4.6 kg (8.6 - 10.1 lbs.)

HR005GZ

XGT

BL MOTOR  
XPT



AWS

AVT



AFT

Battery and charger are not included

Cordless Rotary Hammer

40MM (1-9/16")

Impact Energy	EPTA-Procedure 05/2009: 8 J
Capacity	Concrete (w/ TCT Bit): 40 mm (1-9/16") Concrete (w/ Core Bit): 105 mm (4-1/8")
Blows Per Minute (BPM)	1,450 - 2,900
Shank Type	Hammer: SDS-MAX Shank
Dimensions (L x W x H)	w/ Battery: 477 x 115 x 286 mm (18-3/4 x 4-1/2 x 11-1/4")
Net weight	7.4 - 8.2 kg (16.3 - 18.1 lbs.)

HR006GZ

XGT

XPT BL MOTOR



AWS

80V max  
100mm x 100mm

AVT



AFT

Battery and charger are not included

Cordless Rotary Hammer

52 mm (2-1/16")

Impact Energy	EPTA-Procedure 05/2009: 21.4 J
Capacity	Concrete (w/ TCT Bit): 52 mm (2-1/16") Concrete (w/ Core Bit): 160 mm (6-5/16")
Blows Per Minute (BPM)	1,100 - 2,250
Shank Type	Hammer: SDS-MAX Shank
Dimensions (L x W x H)	w/ BL4040: 610 x 140 x 337 mm (24 x 5-1/2 x 13-1/4")
Net weight	12.9 - 14.3 kg (28.4 - 31.5 lbs.)

HM001GZ

XGT

BL MOTOR



AVT

AWS



AFT

Battery and charger are not included.

Cordless Demolition Hammer

Adapted for SDS-MAX bits

Impact Energy	EPTA-Procedure 05/2009: 9.4 J
Blows Per Minute (BPM)	0 - 2,650
Shank Diameter	18 mm (11/16")
Noise K Factor	3 dB(A)
Sound Pressure Level	89 dB(A)
Sound Power Level	100 dB(A)
Dimensions (L x W x H)	w/ BL4040: 496 x 113 x 258 mm (19-1/2 x 4-7/16 x 10-1/8") w/ BL4050F: 516 x 113 x 280 mm (20-1/4 x 4-7/16 x 11")
Net weight	6.3 - 7.1 kg (13.9 - 15.7 lbs.)

Makita

**HP001GZ**


Cordless Angle Grinder		140 Nm
Capacity	Steel: 20 mm (13/16") / Wood (Auger-Bit): 50 mm (2") Wood (Self-Feed Bit): 76 mm (3") / Wood (Hole Saw): 152 mm (6") Masonry: 20 mm (13/16")	
Chuck Capacity	1.5 - 13 mm (1/16 - 1/2")	
Impacts Per Minute (IPM)	High / Low: 0 - 39,000 / 0 - 9,750	
No Load Speed (RPM)	High / Low: 0 - 2,600 / 0 - 650	
Max Fastening Torque	Hard / Soft: 140 / 68 N·m (1,240 / 600 in.lbs.)	
Sound Pressure Level	Sound Pressure Level	
Sound Power Level	Sound Power Level	
Dimensions (L x W x H)	w/ BL4025: 182x86x275 mm (7-1/8"x3-3/8"x10-7/8") w/ BL4040: 182x86x282 mm (7-1/8"x3-3/8"x11-1/8")	
Net weight	2.7 - 3.0 kg (6.0 - 6.6 lbs.)	

**HP002GZ**


Impact Driver		64 Nm
Capacity	Steel / Wood (Auger Bit) / Wood (Self-Feed Bit) / Wood (Hole Saw) Masonry: 13 / 38 / 38 / 51 / 13 mm (1/2" / 1-1/2" / 1-1/2" / 1/2")	
Chuck Capacity	1.5 - 13 mm (1/16 - 1/2")	
No Load Speed (RPM)	High / Low: 0 - 2,200 / 0 - 600	
Impacts Per Minute (IPM)	High / Low: 0 - 33,000 / 0 - 9,000	
Max Fastening Torque	Hard / Soft: 64 / 30 N·m (570 / 270 in.lbs.)	
Fastening Torque	65 N·m (580 in.lbs.)	
Dimensions (L x W x H)	w/o Battery: 174 x 86 x 215 mm (6-7/8" x 3-3/8" x 8-1/2")	
Net weight	2.0 - 2.6 kg (4.4 - 5.7 lbs.)	


**TD001GZ**


Impact Driver		220 Nm
Capacity	Machine Screw: M4 - M8 (5/32" - 5/16") Standard Bolt: M5 - M16 (3/16" - 5/8") High Strength Bolt: M5 - M14 (3/16" - 9/16") Coarse thread (in length): 22 - 125 mm (7/8" - 4-7/8")	
Hex Shank	6.35 mm (1/4")	
No Load Speed (RPM)	Max / Hard / Med / Soft: 0 - 3,700 / 3,200 / 2,100 / 1,100	
Impacts Per Minute (IPM)	Max / Hard / Med / Soft: 0 - 4,400 / 3,600 / 2,600 / 1,100	
Max Fastening Torque	220 N·m (1,950 in.lbs.)	
Fastening Torque	Hard / Med / Soft: 170 / 50 / 20 N·m (1,510 / 440 / 180 in.lbs.)	
Sound Pressure Level	96 dB(A)	
Dimensions (L x W x H)	w/ BL4025: 120x86x245 mm (4-3/4"x3-3/8"x9-5/8") w/ BL4040: 120x86x250 mm (4-3/4"x3-3/8"x9-7/8")	


**HS003GZ**


Circular Saw		185MM
Blade Diameter	190 / 185 mm (7-1/2" / 7-1/4")	
Max Cutting Capacity	90°: 68.5 / 66 mm (2-11/16" / 2-5/8") 45°: 47.5 / 45.5 mm (1-7/8" / 1-13/16") 56°: 35.5 / 34 mm (1-3/8" / 1-5/16")	
No Load Speed (RPM)	6,000	
Dimensions (L x W x H)	w/ BL4025: 316x200x290 mm (12-1/2"x7-7/8"x11-3/8") w/ BL4040: 331x200x290 mm (13"x7-7/8"x11-3/8")	
Net weight	106 dB(A)	

HS003GZ Battery and charger are not included

**RS001GZ**


Circular Saw		185MM
Blade Diameter	185 mm (7-1/4")	
Hole Diameter	15.88 mm (5/8")	
Max Cutting Capacity	90°: 65 mm (2-9/16") 45°: 45 mm (1-3/4") 53°: 38 mm (1-1/2")	
No load speed	6,400	
Dimensions (L x W x H)	446 x 196 x 270 mm (17-1/2" x 7-3/4" x 10-5/8")	
Net weight	5.0 - 5.6 kg (11.0 - 12.3 lbs.)	

Battery and charger are not included


**JR001GZ**


Impact Driver		220 Nm
Capacity	Machine Screw: M4 - M8 (5/32" - 5/16") Standard Bolt: M5 - M16 (3/16" - 5/8") High Strength Bolt: M5 - M14 (3/16" - 9/16") Coarse thread (in length): 22 - 125 mm (7/8" - 4-7/8")	
Hex Shank	6.35 mm (1/4")	
No Load Speed (RPM)	Max / Hard / Med / Soft: 0 - 3,700 / 3,200 / 2,100 / 1,100	
Impacts Per Minute (IPM)	Max / Hard / Med / Soft: 0 - 4,400 / 3,600 / 2,600 / 1,100	
Max Fastening Torque	220 N·m (1,950 in.lbs.)	
Fastening Torque	Hard / Med / Soft: 170 / 50 / 20 N·m (1,510 / 440 / 180 in.lbs.)	
Sound Pressure Level	96 dB(A)	
Dimensions (L x W x H)	w/ BL4025: 120x86x245 mm (4-3/4"x3-3/8"x9-5/8") w/ BL4040: 120x86x250 mm (4-3/4"x3-3/8"x9-7/8")	

**JR001GZ**


Recipro Saw		32MM
Length of Stroke	32 mm (1-1/4")	
Strokes Per Minute (SPM)	High / Low: 0 - 3,000 / 0 - 2,300	
Capacity	Pipe: 130 mm (5-1/8") / Wood: 255 mm (10")	
Sound Pressure Level	85 dB(A)	
Sound Power Level	96 dB(A)	
Dimensions (L x W x H)	w/ BL4025: 457x88x233 mm (18"x3-1/2"x9-1/8") w/ BL4040: 472x88x239 mm (18-5/8"x3-1/2"x9-3/8")	
Net weight	4.2 - 4.5 kg (9.3 - 9.9 lbs.)	

JR001GZ Battery and charger are not included

**FN001GZ**


Cordless nailer		1,2 mm 18 Ga
Length	15, 20, 25, 30, 35, 40 mm (5/8, 3/4, 1, 1-3/16, 1-3/8, 1-5/8)	
Caliber	18 Ga	
Charger capacity	100	
Driving Depth Adjustment	2.5mm	
Net weight	2.6 - 2.9 kg (5.7 - 6.4 lbs.)	

Battery and charger are not included



**TW001GZ**


Impact Wrench		1,800 Nm
Fastening Capacities		
	Standard Bolt: M12 - M36 (1/2" - 1-7/16")	
	High Strength Bolt: M10 - M27 (3/8" - 1-1/16")	
Square Drive		
		19 mm (3/4")
No Load Speed (RPM)		
	Max / Hard / Med / Soft:	0 - 1,800 / 0 - 1,400 / 0 - 1,150 / 0 - 950
Impacts Per Minute (IPM)		
	Max / Hard / Med / Soft:	0 - 2,500 / 0 - 2,400 / 0 - 2,200 / 0 - 1,900
Max Fastening Torquet		
		1,630 N·m (1,200 ft.lbs.)
Dimensions (L x W x H)		
	w/ BL4025: 217x94x297 mm (8-1/2"x3-11/16"x11-3/4")	
	w/ BL4040: 217x94x303 mm (8-1/2"x3-11/16"x11-7/8")	
Net weight		
		3.9 - 4.2 kg (8.6 - 9.3 lbs.)

Battery and charger are not included

**TW004GZ**


Impact Wrench		12.7MM
Capacity		
	Standard Bolt: M10 - M20 (3/8 - 3/4")	
	High Strength Bolt: M10 - M16 (3/8 - 5/8")	
Square Drive		
		12.7 mm (1/2")
No Load Speed (RPM)		
	Max / Hard / Med / Soft:	0 - 3,700 / 3,200 / 2,100 / 1,100
Impacts Per Minute (IPM)		
	Max / Hard / Med / Soft:	0 - 4,400 / 3,600 / 2,600 / 1,100
Max Fastening Torquet		
		220 N·m (1,950 ft.lbs.)
Nut-Busting Torque		
		630 N·m (465 ft.lbs.)
Max Output		
		520 W
Dimensions (L x W x H)		
	w/ BL4020 / BL4025: 144 x 86 x 248 mm (5-5/8 x 3-3/8 x 9-3/4")	
	w/ BL4040: 144 x 86 x 253 mm (5-5/8 x 3-3/8 x 10")	
Net weight		
		1.9 - 2.2 kg (4.2 - 4.9 lbs.)

Battery and charger are not included


**GA004GZ**


Cordless Angle Grinder		115MM
Wheel Diameter		
		115 mm (4-1/2")
Hole Diameter		
		22.23 mm (7/8")
No Load Speed (RPM)		
		8,500
Sound Pressure Level		
		81 dB(A)
Sound Power Level		
		92 dB(A)
Dimensions (L x W x H)		
	w/ BL4025: 398x130x156 mm (15-5/8"x5-1/8"x6-1/8")	
	w/ BL4040: 410x130x168 mm (16-1/8"x5-1/8"x6-5/8")	
Net weight		
		2.9 - 3.5 kg (6.4 - 7.7 lbs.)

Battery and charger are not included

**GA012GZ**


Cordless Angle Grinder		115MM
Wheel Diameter		
		115 mm (4-1/2")
Hole Diameter		
		22.23 mm (7/8")
No Load Speed (RPM)		
		8,500
Sound Pressure Level		
		81 dB(A)
Sound Power Level		
		92 dB(A)
Dimensions (L x W x H)		
	w/ BL4025: 398x130x156 mm (15-5/8"x5-1/8"x6-1/8")	
	w/ BL4040: 410x130x168 mm (16-1/8"x5-1/8"x6-5/8")	
Net weight		
		3.0 - 3.6 kg (6.6 - 7.9 lbs.)

Battery and charger are not included

**GA022Z**


Cordless Angle Grinder		115MM
Wheel Diameter		
		115 mm (4-1/2")
Hole Diameter		
		22.23 mm (7/8")
Max Wheel Thickness		
		7.2 mm (9/32")
No Load Speed (RPM)		
		3,000 - 8,500
Max Output		
		1,100 W
Dimensions (L x W x H)		
	w/ BL4025: 413x130x156 mm (16-1/4"x5-1/8"x6-1/8")	
	w/ BL4040: 425x130x168 mm (16-3/4"x5-1/8"x6-5/8")	
Net weight		
		3.0 - 3.6 kg (6.6 - 7.9 lbs.)

Battery and charger are not included


**GA025GZ**


Cordless Angle Grinder		115MM
Wheel Diameter		
		115 mm (4-1/2")
Hole Diameter		
		22.23 mm (7/8")
Max Wheel Thickness		
		7.2 mm (9/32")
No Load Speed (RPM)		
		3,000 - 8,500
Dimensions (L x W x H)		
	w/ BL4025: 413x130x152 mm (16-1/4"x5-1/8"x6")	
	w/ BL4040: 425x130x165 mm (16-3/4"x5-1/8"x6-1/2")	
Net weight		
		2.9 - 3.5 kg (6.4 - 7.7 lbs.)

Battery and charger are not included

**GA028GZ**


Cordless Angle Grinder		115MM
Wheel Diameter		
		115 mm (4-1/2")
Hole Diameter		
		22.23 mm (7/8")
Max Wheel Thickness		
		7.2 mm (9/32")
No Load Speed (RPM)		
		3,000 - 8,500
Max Output		
		1,100 W
Dimensions (L x W x H)		
	w/ BL4025: 413x130x152 mm (16-1/4"x5-1/8"x6")	
	w/ BL4040: 425x130x165 mm (16-3/4"x5-1/8"x6-1/2")	
Net weight		
		3.0 - 3.6 kg (6.6 - 7.9 lbs.)

Battery and charger are not included

**GA031GZ**


Cordless Angle Grinder		115MM
Wheel Diameter		
		115 mm (4-1/2")
Hole Diameter		
		22.23 mm (7/8")
Max Wheel Thickness		
		7.2 mm (9/32")
No Load Speed (RPM)		
		3,000 - 8,500
Max Output		
		1,100 W
Dimensions (L x W x H)		
	w/ BL4025: 413x130x152 mm (16-1/4"x5-1/8"x6")	
	w/ BL4040: 425x130x165 mm (16-3/4"x5-1/8"x6-1/2")	
Net weight		
		2.9 - 3.6 kg (6.4 - 7.9 lbs.)

Battery and charger are not included

**GA037GZ**

**XGT**



**AFT**

**BL MOTOR**

**XPT**

**AWS**

NEW

**Cordless Angle Grinder**

**180MM**

Wheel Diameter	180 mm (7")
Hole Diameter	22.23 mm (7/8")
Max Wheel Thickness	North America: 6.5 mm (1/4") Others: 7.2 mm (1/4")
No Load Speed (RPM)	7,800
Max Output	1,700 W
Dimensions (L x W x H)	w/o Battery: 442 x 200 x 156 mm (17-3/8 x 7-7/8 x 6-1/8")
Net weight	4.4 - 5.4 kg (9.7 - 11.9 lbs.)

Battery and charger are not included

**GA038GZ**

**XGT**



**AFT**

**BL MOTOR**

**XPT**

**AWS**

NEW

**Cordless Angle Grinder**

**230MM**

Wheel Diameter	230 mm (9")
Hole Diameter	22.23 mm (7/8")
Max Wheel Thickness	6.5 mm (1/4")
No Load Speed (RPM)	6,600
Max Output	1,700 W
Dimensions (L x W x H)	Sin Bateria: 442 x 200 x 156 mm (17-3/8 x 7-7/8 x 6-1/8")
Net weight	4.6 - 7.4 kg (10.1 - 16.3 lbs.)

Battery and charger are not included



**LXT**

**18V LITHIUM-ION**



LXT SECTION

**Makita**



**Makita**

**LXT**

**LITHIUM-ION EXTREME TECHNOLOGY**

LITHIUM-ION TECHNOLOGY TOOLS USE BATTERIES WITH A COOLING SYSTEM THAT DOES NOT ALLOW THE HEATING OF THE BATTERY, IN ADDITION TO PROVIDE FAST CHARGING.



**TOOL TERMINOLOGY**

**18V LXT**

CHARGERS			BATTERIES					
S	R	P	Y	A	F	M	T	E
STANDARD	FAST	DOUBLE PORT	1.5AH	2.0AH	3.0AH	4.0AH	5.0AH	2 BATTERIES

Z: TOOL WITHOUT CHARGER AND BATTERY

J = MAKAPAC CASE

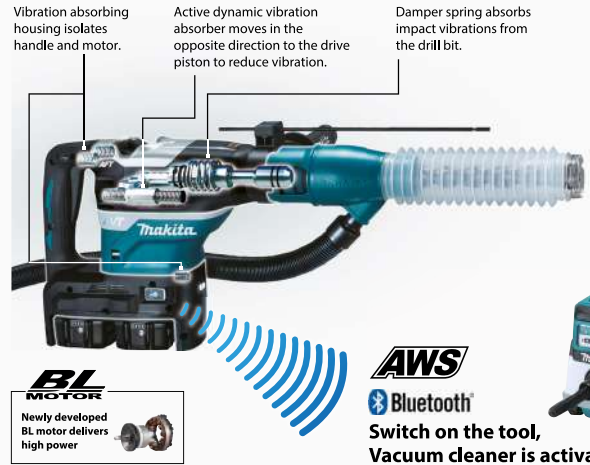


**Cordless Rotary Hammer**

**DHR400**

18v + 18v → 36v

Excellent performance equivalent to AC Model



**Drilling work amount**

Work volume on a single full battery charge

About **25** holes  
 • w/ T.C.T. bit Ø18mm • Concrete: 40 N/mm<sup>2</sup>  
 • Depth: 140mm • Battery: BL1850Bx2

**Demolition work**

with ball point

**Impact Energy**

[EFTA-Procedure GS/2009]

**8.0 J**  
 Makita HR4013C 8.0J



Active Feedback sensing Technology

**AFT**

Torque limiter turns the motor off if the tool is suddenly forced to lock



**AVT & SOFT NOLOAD**

Comparison of Vibration level\* and Time to reach ELV (Exposure Limit of Vibration)\*\*

Time to reach ELV (min)	100	200	550
Makita DHR400N	5.0m/s <sup>2</sup>		540min
Makita HR4013C	5.0m/s <sup>2</sup>		540min

Vibration level (m/s<sup>2</sup>) 0 5 10 15

\* It is known as the tri-axial value and value at direction of Aft.  
 \*\* It means the maximum amount of vibration that an operator may be exposed to on any single day.



**DHR171Z**



**Cordless Rotary Hammer**  
17mm (11/16")

Impact Energy	1.1J
Capacity	Concrete: 17mm(11/16") Steel: 17mm(11/16") Wood: 13mm(1/2")
Impacts Per Minute (IPM)	0-4,800 ipm
No Load Speed (RPM)	0-880 rpm
Dimensions (LxWxH)	273x86x211mm(10-3/4"x3-3/8"x8-5/16")
Net Weight	2.1kg (4.6lbs)

Battery and Charger are not included.

**DHR182Z**



**Cordless Combination Hammer**  
20mm (13/16")

Impact Energy	EPTA-Procedure 05/2009: 1.7 J
Capacity	Concrete: 18 mm (11/16") Steel: 13 mm (1/2") Wood: 24 mm (15/16")
Blows Per Minute (BPM)	0 - 5,000
No Load Speed (RPM)	0 - 1,350
Dimensions (LxWxH)	w/ BL1830B / BL1840B / BL1850B / BL1860B: 301x82x285 mm (11-7/8"x3-1/4"x11-1/4")
Net Weight	2.4 - 3.2 kg (5.3 - 7.0 lbs.)

Battery and charger are not included

**DHR241Z**



**Cordless Combination Hammer**  
20mm (13/16")

Impact Energy	1.9J
Capacity	Concrete: 20mm(13/16") Wood: 26mm(1") Steel: 13mm(1/2")
Impacts Per Minute	0-4,000
No Load Speed (RPM)	0-1,100
Sound pressure level	86dB (A)
Sound power level	97dB(A)
Dimensions	417x84x219mm (16-3/8"x3-5/16"x8-5/8")
Net Weight	3.2kg (7.1lbs)

Battery and charger are not included

**DHR242Z**

18V



**Cordless Rotary Hammer**  
SDS-PLUS 24mm (15/16")

Impact Energy	2J
Capacity	Concrete:24mm(15/16") Steel:13mm(1/2") Wood:27mm(1-1/16")
Impacts Per Minute	0-4,700
No Load Speed	0-950 rpm
Vibration level	13.5 ms <sup>-2</sup>
Dimensions (LxWxH)	328x85x213mm (12-7/8"x3-3/8"x8-3/8")
Net Weight	3.1kg (6.7lbs)

Battery and Charger are not included

**DHR263Z**



**Cordless Combination Hammer**  
SDS PLUS 1"(26mm)

Impact Energy	2.5J
Capacity	Concrete: 26mm(1") Wood: 32mm(1-1/4") Steel: 13mm(1/2")
Impacts Per Minute	0-5,000
No Load Speed	0-1,250
Sound Pressure Level	94dB(A)
Sound Power Level	105dB(A)
Dimensions (LxWxH)	374x116x232mm (14-3/4"x4-9/16"x9-1/8")
Net Weight	4.2kg(9.2lbs)

Battery and Charger are not included.

**DHR280Z**



18V

**Cordless Combination Hammer**  
SDS PLUS 1" (26mm)

Impact Energy	EPTA-Procedure 05/2009: 2.8 J
Capacity	Concrete / Steel / Wood / Core Bit / Diamond Core Bit (Dry Type): 28 / 13 / 32 / 54 / 65 mm (1-1/8" / 1/2" / 1-1/4" / 3-1/8" / 3-9/16")
Blows Per Minute (BPM)	0-5,000
No Load Speed (RPM)	0-980
Sound Pressure Level	93dB(A)
Sound Power Level	104dB(A)
Dimensions (LxWxH)	373x134x232 mm (14-3/4"x5-1/4"x9-1/8")
Net Weight	3.9-5.0kg (8.6lbs)

Battery and Charger are not included


**DHR400ZKN**



**Cordless Rotary Hammer**  
1-9/16"(40mm)

Impact Energy	EPTA-Procedure 05/2009: 8.0 J
Capacity	Concrete (w/ TCT Bit): 40 mm (1-9/16")
Blows Per Minute (BPM)	1,450-2,900
No Load Speed (RPM)	250-250
Sound Pressure Level	91 dB(A)
Sound Power Level	102 dB(A)
Dimensions (LxWxH)	473x120x285 mm (18-5/8"x4-3/4"x11-1/4")
Net Weight	7.3 kg (16.0 lbs.)

Battery and Charger are not included



**DDA460Z**



**Cordless Angle Drill**

Capacity	Steel: 13 mm (1/2") Wood (Self-feed bit): 118 mm (4-5/8") Wood (Hole saw): 159 mm (6-1/4")
Dimensions (L x W x H)	538x128x223mm (21-1/4"x5"x8-3/4")
Net weight	5.7-6.4 kg (12.6-14.0 lbs)

Battery and Charger are not included

**DHP453Z****42N.m****LXT****Cordless Hammer Driver Drill**  
13mm (1/2")

Capacity	Steel: 13mm (1/2") Wood: 36mm (1-7/16")
	Masonry: 13mm (1/2")
Impacts Per Minute (IPM)	High: 0-19,500 Low: 0-6,000
No Load Speed (RPM)	High: 0-1,300 Low: 0-400
Max Fastening Torque	Hard/Soft: 42/27N.m
Dimensions (LxWxH)	239x79x244mm (9-3/8"x3-1/8"x9-5/8")
Net Weight	1.7Kg (3.7lbs)

Battery and Charger are not included

**DHP458Z****91N.m****LXT****Cordless Hammer Driver Drill**  
13mm (1/2")

Capacity	Steel: 13mm (1/2") Wood: 76mm (3") Masonry: 16mm (5/8")
Impacts Per Minute	High: 0-30,000 Low: 0-6,000
No Load Speed (RPM)	High: 0-2,000rpm Low: 0-400 rpm
Max Fastening Torque	Hard/Soft: 91/58 N.m
Dimensions (LxWxH)	225x79x259mm (8-7/8"x3-1/8"x10-1/4")
Net Weight	2.2kg (4.9lbs)

Battery and Charger are not included

**DHP482Z****62N.m****LXT****Cordless Hammer Driver Drill**  
13mm (1/2")

Capacity	Steel: 13mm (1/2") Wood: 38mm (1-1/2") Masonry: 13mm (1/2")
Impacts Per Minute (IPM)	High: 0-28,500 Low: 0-9,000
No Load Speed (RPM)	High: 0-1,900 Low: 0-600
Max Fastening Torque	Hard / Soft: 62/36 N.m
Dimensions (LxWxH)	198x79x249mm (7-3/4"x3-1/8"x9-3/4")
Net Weight	1.5kg (3.4lbs)

Battery and Charger are not included

**DHP484Z****60N.m****LXT****Cordless Driver Drill**

Capacity	Steel: 13mm (1/2") Wood: 38mm (1-1/2") Masonry: 13mm (1/2")
Impacts Per Minute (IPM)	High: 0-30,000 Low: 0-7,500
No Load Speed (RPM)	High: 0-2,000 Low: 0-500
Max Fastening Torque	60 N.m
Dimensions (LxWxH)	182x79x261mm (7-1/8"x3-1/8"x10-1/4")
Net Weight	1.6kg (3.5lbs)

Battery and charger are not included.

● Belt Clip,

**DHP485Z****50N.m****LXT****Cordless Hammer Driver Drill**  
13mm (1/2")

Capacity	Steel/Wood/Masonry: 13/38/13 mm (1/2" / 1-1/2" / 1/2")
Impacts Per Minute (IPM)	High: 0-28,500 Low: 0-7,500
No Load Speed (RPM)	High: 0-1,900 rpm Low: 0-500 rpm
Max Fastening Torque	High: 50 N.m (440 in. lbs.) Soft: 27 N.m (240 in. lbs.)
Max lock torque	50 N.m (440 in. lbs.)
Sound Pressure Level	82dB(a)
Dimensions (LxWxH)	w/ BL1830B : 182x79x255 mm (7-1/8"x3-1/8"x10")
Net Weight	1.5-1.8 kg (3.2-3.9 lbs)

Battery and Charger are not included

● Belt Clip

**DHP486Z****125N.m****LXT****Cordless Hammer Driver Drill**  
13mm (1/2")

Capacity	Steel: 13 mm (1/2") Wood (Auger-Bit): Wood (Auger-Bit): 50 mm (2")
	Masonry: 16 mm (5/8")
Chuck Capacity	1.5 - 13 mm (1/16 - 1/2")
Impacts Per Minute (IPM)	High: 0 - 31,500
No Load Speed (RPM)	High: 0 - 2,100
Max Fastening Torque	Hard / Soft: 130 / 65 N.m (1,150 / 580 in.lbs.)
Max Lock Torque	125 N.m (1,100 in.lbs.)
Dimensions (LxWxH)	w/o Battery: 178 x 81 x 217 mm (7 x 3-3/16 x 8-1/2")
Net Weight	2.3 - 2.7 kg (5.1 - 6.0 lbs.)

● Belt Clip

Battery and Charger are not included

**DTD152Z****165N.m****LXT****Cordless Impact Driver**

Capacity	Machine Screw: M4-M8 (5/32"-5/16")
	Standard bolt: M5-M16 (3/16"-5/8")
	High tensile bolt: M5-M12 (3/16"-1/2")
	Coarse thread (in length): 22-125mm (7/8"-4-7/8")
Impacts Per Minute	0-3,500
No Load Speed (RPM)	0-2,900rpm
Max Fastening Torque	165N.m (1,460in.lbs)
Dimensions (LxWxH)	137x79x238mm (5-3/8"x3-1/8"x9-3/8")
Net Weight	1.3Kg (2.8lbs)

Battery and charger are not included.

● Belt Clip

**DTD153Z****170N.m****LXT****Cordless Impact Driver**  
6.35mm (1/4")

Capacity	Machine Screw: M4-M8 (5/32"-5/16") Standard Bolt: M5-M16 (3/16"-5/8")
	High tensile bolt: M5-M14 (3/16"-9/16")
	Coarse thread (in length): 22-125mm (7/8"-4-7/8")
Impacts Per Minute	0-3,600
No Load Speed	0-3,400
Max Fastening Torque	170N.m (1,500in.lbs)
Dimensions (LxWxH)	126x79x238mm (5"x3-1/8"x9-3/8")
Net Weight	1.3kg (2.8lbs)

Battery and charger are not included.

**DTD156Z****NEW****NEW****LXT****Cordless Impact Driver**

Capacity	Machine Screw: M4 - M8 (5/32" - 5/16") Standard Bolt: M5 - M14 (3/16" - 9/16")
	High Strength Bolt: M5 - M12 (3/16" - 1/2") Coarse thread (in length) : 22 - 125 mm (7/8" - 4-7/8")
Hex Shank	6.35 mm (1/4")
No Load Speed (RPM)	0 - 2,500
Impacts Per Minute (IPM)	0 - 3,000
Max Fastening Torque	155 N.m (1,370 in.lbs.)
Vibration Level	10.0 m/s <sup>2</sup>
Sound Pressure Level & Sound Power Level	92 dB(A) - 103 dB(A)
Dimensions (L x W x H)	w/ BL1830B / BL1840B / BL1850B / BL1860B : 143x79x241 mm (5-5/8"x3-1/8"x9-1/2")
Net weight	1.3 - 1.6 kg (2.9 - 3.6 lbs.)

Battery and charger are not included

**DTD172Z****NEW****NEW****LXT****Cordless Impact Driver**  
6.35mm (1/4")

Capacity	Machine Screw: M4 - M8 (5/32" - 5/16") Wood (Auger Bit): 24 mm (15/16")
	High Strength Bolt: M5 - M14 (3/16" - 9/16")
Hex Shank	6.35 mm (1/4")
No Load Speed (RPM)	Max / Hard / Med / Soft / T mode: 0 - 3,600 / 3,200 / 2,100 / 1,100 / 3,600
Impacts Per Minute (IPM)	Max / Hard / Med / Soft / T mode: 0 - 3,800 / 3,600 / 2,600 / 1,100 / 2,600
Max Fastening Torque	Hard / Mid / Soft: 170 / 150 / 20 N.m (1,510 / 440 / 180 in.lbs.)
Dimensions (LxWxH)	114 x 81 x 189 mm (4-1/2 x 3-1/16 x 7-7/16")
Net Weight	1.2 - 1.6 kg (2.7 - 3.4 lbs.)

Battery and Charger are not included.

● Belt Clip



**DWR180Z****18V 47.5N.m****LXT****XPT****Cordless Ratchet Wrench**

9.5 / 6.35 mm (3/8 / 1/4")

Capacity	Standard bolt: M5 - M12 (3/16" - 1/2") High tensile bolt : M5 - M10 (3/16" - 3/8")
Square Drive	9.5 / 6.35 mm (3/8 / 1/4")
No Load Speed (RPM)	0 - 800
Max Fastening Torque	47.5 N.m (420 in.lbs.)
Max Output	330 W
Flats Width	13 mm (1/2")
Dimensions (L x W x H)	w/ Battery: 350 x 79 x 67 mm (13-3/4 x 3-1/8 x 2-5/8")
Net weight	1.2 - 1.6 kg (2.6 - 3.5 lbs.)

Battery and charger are not included.

**DTW180Z****180N.m****LXT****XPT****Cordless Impact Wrench**

3/8" (9.5 mm)

Capacity	Standard bolt: M8-M16 (5/16"-5/8") High tensile bolt : M6-M12(1/4"-1/2")
Impacts Per Minute	0-2,400 / 0-1,300
No Load Speed (RPM)	0-3,600 / 0-2,000
Max Fastening Torque	180N.m (130ft.lbs)
Dimensions (LxWxH)	with BL1830B 144x79x235mm (5-5/8"x3-1/8"x9-1/4")
Square Drive	9.5 mm (3/8")
Net Weight	1,2kg (2.7lbs)

Battery and charger are not included .

● Belt Clip

**DTW181Z****210N.m****LXT****Cordless Impact Wrench**

210 N.m

Fastening capacities	Standard bolt: M8-M16 (5/16"-5/8") High tensile bolt: M6-M12 (1/4"-1/2")
Square Drive	12.7 mm (1/2")
No Load Speed (RPM)	Hard impact mode: 0-2,400 /min Soft impact mode: 0-1,300 /min
Impacts Per Minute	Hard impact mode: 0-3,600 /min Soft impact mode: 0-2,000 /min
Overall Length	151mm (5-15/16")
Net Weight	1.2-1.5 kg (2.7-3.4 lbs)

Battery and charger are not included .

**DTW190Z****190N.m****LXT****Cordless Impact Wrench**

12.7mm (1/2")

Capacity	Standard Bolt: M8 - M16 (5/16" - 5/8") High Tensile Bolt: M8 - M12 (5/16" - 1/2")
Square Drive	12.7 mm (1/2")
No Load Speed (RPM)	2,300rpm
Max Fastening Torque	190 N.m (140 ft.lbs.)
Vibration Level	Impact tightening of fasteners of the maximum capacity of the tool: 8.5 m/s <sup>2</sup>
Overall Length	176 mm (6-15/16")
Net Weight	1.4 - 1.8 kg (3.2 - 3.9 lbs.)

Battery and charger are not included.

**DTW251Z****230N.m****LXT****Cordless Impact Wrench**

12.7mm (1/2")

Capacity	Standard bolt: M10-M16(3/8"-5/8") High tensile bolt: M10-M14(3/8"-9/16") Square drive: 12.7 (1/2")
Impacts Per Minute (IPM)	0-3,200
No Load Speed (RPM)	0-2,100rpm
Max Fastening Torque	230N.m (2,040in.lbs)
Dimensions (LxWxH)	165x79x234mm(6-5/16"x3-1/8"x9-1/4")
Net weight	1,5kg(3,3lbs)

Battery and charger are not included

**DTW300Z****330N.m****LXT****BL MOTOR XPT**

Battery and charger are not included

**DTW700Z****700N.m****LXT****BL MOTOR XPT**

Battery and charger are not included

**DTW1001Z****1,050N.m****LXT****LXT****BL MOTOR XPT****LXT****Cordless Impact Wrench**

Fastening Capacities	Standard Bolt: M10 - M20 (3/8" - 3/4") High Strength Bolt: M10 - M16 (3/8" - 5/8")
Square Drive	12.7 mm (1/2")
No Load Speed (RPM)	0-3,200/0-1,700/0-1,300/0-1,000
Impacts Per Minute (IPM)	0-4,000/0-2,200/0-1,700/0-1,300
Max Fastening Torque	330 N.m (240 ft.lbs.)
Dimensions (L x W x H)	w/ BL1815N / BL1820B: 144x81x228 mm (5-5/8"x3-1/8"x9") w/ BL1830B / BL1840B / BL1850B / BL1860B: 144x81x246 mm (5-5/8"x3-1/8"x9-1/16")
Net weight	1.5 - 1.8 kg (3.3 - 4.0 lbs.)

**Cordless Impact Wrench**

12.7MM

Fastening Capacities	Standard Bolt: M10 - M24 (3/8" - 1") High Strength Bolt (Grade F10T): M12, M16 (7/16, 5/8") High Strength Bolt (Grade F10T): M12, M16 (7/16, 5/8")
Square Drive	12.7 mm (1/2")
No Load Speed (RPM)	Max / Hard / Mid / Soft: 0 - 2,200 / 1,900 / 1,200 / 500
Impacts Per Minute (IPM)	Max / Hard / Mid / Soft: 0 - 2,700 / 2,400 / 1,700 / 1,000
Nut-Busting Torque	1,000 N.m (740 ft.lbs.)
Max Fastening Torque	700 N.m (520 ft.lbs.)
Max Output	430 W
Dimensions (L x W x H)	w/ BL1815N / BL1820B: 170 x 81 x 258 mm (6-11/16 x 3-3/16 x 10") w/ BL1830B / BL1840B / BL1850B / BL1860B: 170 x 81 x 276 mm (6-11/16 x 3-3/16 x 10-7/8")
Net weight	2.3 - 2.7 kg (5.1 - 6.0 lbs.)

**Cordless Impact Wrench**

19mm (3/4")

Capacity	Standard bolt: M12-M30(1/2"-1-1/4") High tensile bolt: M10-M24(3/8"-1")
Impacts Per Minute	0-2,200 / 0-2,000 / 0-1,800
No Load Speed	0-1800 / 0-1,000 / 0-900rpm
Max Fastening Torque	1,050N.m (780ft.lbs)
Dimensions (LxWxH)	229x91x289mm (9"x3-5/8"x11-3/8")
Square Drive	19 mm (3/4")
Net Weight	3.4kg (7.5lbs)

Battery and charger are not included.

● Belt Clip

**DTW1002Z****1,000N.m****LXT****LXT****LXT****LXT****LXT****LXT****LXT****LXT****LXT****LXT****LXT****LXT****LXT****LXT****LXT****LXT****LXT****LXT****LXT****LXT****Cordless Impact Wrench**

12.7mm (1/2")

Capacity	Standard bolt : M4-M30(1/2"-1-1/3") High Tensile bolt: M10-M24(3/8"-1")
Impacts Per Minute (IPM)	0-2,200 / 0-2,000 / 0-1,800
No Load Speed	0-1800 / 0-1,000 / 0-900rpm
Max Fastening Torque	1,000N.m (740ft.lbs)
Dimensions (LxWxH)	229x91x289mm (9"x3-5/8"x11-3/8")
Net Weight	3,3kg (7,3lbs)

Battery and Charger are not included

● Belt Clip.

**DLW140Z****LXT****LXT****LXT****LXT****LXT****LXT****LXT****LXT****LXT****LXT****LXT****LXT****LXT****LXT****LXT****LXT****LXT****Portable Cut Off**

355 mm (14")

Wheel Diameter	355 mm (14")
Hole Diameter	25.4 mm (1")
No Load Speed (RPM)	3,800
Max Output	1,300W
Vibration Level	2.5 m/s <sup>2</sup>
Sound Power Level	103dB
Dimensions (LxWxH)	w/ European type safety guard: 537x290x640 mm (21-1/8"x11-3/8"x25-1/4")
Net Weight	17.2-17.8 Kg (37.9-39.3 lbs)

Battery and Charger are not included



## DPB183Z

## Cordless Portable Band Saw

66MM



LXT



BL MOTOR



Capacity	Round: 66 mm (2-5/8")	Square: 66 x 66 mm (2-5/8 x 2-5/8")
Blade Speed	0 - 3.2 m/s (0 - 630 ft/min.)	
Blade Size	Length: 835 mm (32-7/8")	Width: 13 mm (1/2") Thickness: 0.5 mm (0.02")
Max Output	490 W	
Vibration Level	Cutting Metal: 2.5 m/s <sup>2</sup> or less	
Vibration K Factor	Cutting Metal: 1.5 m/s <sup>2</sup>	
Dimensions (L x W x H)	392 x 174 x 242 mm (15-1/2 x 6-7/8 x 9-1/2")	
Net weight	3.6 - 3.9 kg (7.9 - 8.6 lbs.)	

Battery and charger are not included.

## DBS180Z

## Belt Sander

9MM x 533MM



LXT



BL MOTOR



Belt Width	6 / 9 / 13 mm (1/4 / 3/8 / 1/2")	
Belt Length	533 mm (21")	
Belt Speed	600 - 1,700 m/min	
Max Output	530 W	
Vibration Level	2.5 m/s <sup>2</sup> or less	
Sound Pressure Level	77 dB(A)	
Dimensions (L x W x H)	w/ BL1830B / BL1840B / BL1850B / BL1860B: 500 x 96 x 116 mm (19-3/4 x 3-3/4 x 4-9/16") w/ Side Grip & BL1830B / BL1840B / BL1850B / BL1860B: 500 x 245 x 126 mm (19-3/4 x 9-5/8 x 5")	
Net weight	1.8 - 2.1 kg (4.0 - 4.6 lbs.)	

Battery and charger are not included.

## DPP200Z

## Cordless Hole Puncher



LXT



Capacity	Steel: 20 mm (13/16")	Stainless Steel: 20 mm (13/16")
Max Throat Depth	40 mm (1-9/16")	
Dimensions (L x W x H)	w/ BL1830B / BL1840B / BL1850B / BL1860B: 417x127x315 mm (16-3/8"x5"x12-3/8")	
Net weight	10.5 kg (23.2 lbs.)	

Not compatible with 2.0Ah, 1.5Ah batteries  
Battery and charger are not included.

## DSC163ZK

## Cordless Steel Rod Cutter

LXT



Cutting Capacity	Dia.: 3 - 16 mm (1/8" - 5/8")
Cutting Speed (sec)	2.8
Dimensions (L x W x H)	360x108x276 mm
Net weight	6.9 kg

Battery and Charger are not included.

## DSC251Z

## Cordless Steel Rod Cutter

LXT

ADT



BL MOTOR

Blade Diameter	110 mm (4-5/16")
Cutting Capacity	Dia.: 10 - 25 mm (3/8" - 1")
No Load Speed	2,200rpm
Vibration Level	Cutting Rebar: 2.5 m/s <sup>2</sup> or less
Sound pressure Level	78dB (A)
Dimensions (LxWxH)	471x137x139 mm (18-1/2"x5-3/8"x5-1/2")
Net Weight	3.9 - 4.0 kg (8.7 - 8.8 lbs.)

Battery and Charger are not included.

## DGA452Z

## Cordless Angle Grinder

115mm (4-1/2")

Slide switch lock-on

LXT



Wheel Diameter	115mm (4-1/2")
No Load Speed (RPM)	11,000
Dimensions (LxWxH)	317x129x126mm (12-1/2"x5-1/8"x5")
Net Weight	2.0kg (4.4lbs)

Battery and charger are not included.

## DGA454Z

## Cordless Angle Grinder

115mm (4-1/2")

Slide switch lock-on

LXT



BL MOTOR

XPT  
ADT  
AFT

Wheel Diameter	115mm (4-1/2")
No Load Speed (RPM)	8,500
Dimensions (LxWxH)	362x130x145mm (14-1/4"x5-1/8"x5-3/4")
Net Weight	2.2kg (4.9lbs)

Battery and charger are not included.

## DGA455Z

## Cordless Angle Grinder

115mm (4-1/2")

Paddle switch

LXT



BL MOTOR

XPT  
ADT  
AFT

Wheel Diameter	115mm (4-1/2")
No Load Speed (RPM)	8,500
Vibration Level	Surface Grinding: 4.5 m/s <sup>2</sup> Disc Sanding: 2.5 m/s <sup>2</sup> or less
Sound Pressure Level	80 dB(A)

Battery and charger are not included.

## DGA456Z

## Cordless Angle Grinder

115mm (4-1/2")

Side switch lock-on

LXT



BL MOTOR

XPT  
ADT  
AFT

Wheel Diameter	115mm (4-1/2")
No Load Speed	8,500
Dimensions (LxWxH)	362x130x151mm (14-1/4"x5-1/8"x5-15/16")
Net Weight	2,3kg (5.2lbs)

Battery and charger are not included.

## DGA458Z

## Cordless Angle Grinder

115mm (4-1/2")

Paddle switch

LXT



BL MOTOR

XPT  
ADT  
AFT

Wheel Diameter	115mm (4-1/2")
No Load Speed	8,500
Dimensions (LxWxH)	362x130x151mm (14-1/4"x5-1/8"x5-15/16")
Net Weight	2,3kg (5.2lbs)

Battery and charger are not included.

**DGA462Z**

Side switch lock-on

**Cordless Angle Grinder**  
115 mm (4-1/2")

Wheel diameter	115 mm (4-1/2")
No load speed (RPM)	3,000 - 8,500
Vibration Level	Surface Grinding w/ Anti-Vibration Side Grip: 6.0 m/s <sup>2</sup> Disc Sanding w/ Anti-Vibration Side Grip: 2.5 m/s <sup>2</sup> or less
Sound Pressure Level	79 dB(A)
Dimensions (L x W x H)	w/ BL1815N / BL1820B: 368x130x145 mm (14-1/2"x5-1/8"x5-3/4") w/ BL1830B / BL1840B / BL1850B / BL1860B: 382x130x145 mm (15"x5-1/8"x5-3/4")
Net weight	2.3 - 3.0 kg (5.1 - 6.6 lbs.)

Battery and charger are not included.

**DGA468Z**

Paddle switch

**Cordless Angle Grinder**  
115 mm (4-1/2")

Wheel Diameter	115 mm (4-1/2")
No Load Speed (RPM)	3,000-8,500
Vibration Level	Surface Grinding w/ Anti-Vibration Side Grip: 5.0 m/s <sup>2</sup> Disc Sanding w/ Anti-Vibration Side Grip: 2.5 m/s <sup>2</sup> or less <sup>2</sup>
Sound Pressure Level	80 dB(A)
Dimensions (LxWxH)	w/ BL1815N / BL1820B: 368x130x151 mm (14-1/2"x5-1/8"x6") w/ BL1830B / BL1840B / BL1850B / BL1860B: 382x130x151 mm (15"x5-1/8"x6")
Net Weight	2.4 - 3.1 kg (5.2 - 6.8 lbs.)

Battery and Charger are not included

**DGA469Z**

Paddle switch

**Cordless Angle Grinder**

Wheel Diameter	115 mm (4-1/2")
No Load Speed (RPM)	3,000 - 8,500
Dimensions (L x W x H)	w/ BL1815N / BL1820B: 382x117x147 mm (15"x4-5/8"x5-3/4") w/ BL1830B / BL1840B / BL1850B / BL1860B: 396x117x147 mm (15-1/2"x4-5/8"x5-3/4")
Net weight	2.5 - 3.1 kg (5.6 - 6.8 lbs.)

Battery and charger are not included

**DGA506Z**

Side switch lock-on

**Cordless Angle Grinder**  
125mm (5")

Wheel Diameter	125mm (5")
No Load Speed (RPM)	8,500
Dimensions (LxWxH)	362x140x151mm (14-1/4"x5-1/2"x5-15/16")
Net Weight	2,3kg (5.2lbs)

Battery and charger are not included

**DGA512Z**

Paddle switch

**Cordless Angle Grinder**  
125 mm (5")

Wheel Diameter	125 mm (5")
No Load Speed (RPM)	3,000-8,500
Vibration Level	Surface Grinding w/ Anti-Vibration Side Grip: 6.0 m/s <sup>2</sup> Disc Sanding w/ Anti-Vibration Side Grip: 2.5 m/s <sup>2</sup> or less
Sound Pressure Level	79 dB(A)
Dimensions (LxWxH)	w/ BL1815N / BL1820B: 368x140x145 mm (14-1/2"x5-1/2"x5-3/4") w/ BL1830B / BL1840B / BL1850B / BL1860B: 382x140x145 mm (15"x5-1/2"x5-3/4")
Net Weight	2.3 - 3.0 kg (5.2 - 6.6 lbs.)

Battery and Charger are not included

**DGA518Z**

Paddle switch

**Cordless Angle Grinder**  
125 mm (5")

Wheel Diameter	125 mm (5")
No Load Speed (RPM)	3,000-8,500
Vibration Level	Surface Grinding w/ Anti-Vibration Side Grip: 5.5 m/s <sup>2</sup> Disc Sanding w/ Anti-Vibration Side Grip: 2.5 m/s <sup>2</sup> or less
Sound Pressure Level	79 dB(A)
Dimensions (LxWxH)	w/ BL1815N / BL1820B: 368x140x151 mm (14-1/2"x5-1/2"x6") w/ BL1830B / BL1840B / BL1850B / BL1860B: 382x140x151 mm (15"x5-1/2"x6")
Net Weight	2.4 - 3.1 kg (5.3 - 6.8 lbs.)

Battery and Charger are not included

**DGA701Z**

Paddle switch

**Cordless Angle Grinder**  
180 mm (7")

Wheel Diameter	180 mm (7")
No Load Speed (RPM)	7,800
Hole Diameter	22.23 mm (7/8")
Circumference of grip	DGA701: 160 mm (6-5/16")
Vibration Level	Surface Grinding w/ Anti-Vibration Side Grip: 7.5 m/s <sup>2</sup> Disc Sanding w/ Anti-Vibration Side Grip: 2.5 m/s <sup>2</sup> or less
Sound Pressure Level	88 dB(A)
Net Weight	5.0 - 6.0 kg (11.0 - 13.3 lbs.)

Battery and Charger are not included

**DGA901Z**

Paddle switch

**Cordless Angle Grinder**  
230 mm (9")

Wheel Diameter	230 mm (9")
Hole Diameter	22.23 mm (7/8")
No Load Speed (RPM)	6,000
Circumference of grip	160 mm (6-5/16")
Vibration Level	Surface Grinding w/ Anti-Vibration Side Grip: 7.5 m/s <sup>2</sup> Disc Sanding w/ Anti-Vibration Side Grip: 2.5 m/s <sup>2</sup> or less
Dimensions (LxWxH)	499x250x158 mm (19-5/8"x9-7/8"x6-1/4")
Net Weight	8.0 kg (11.4 - 17.7 lbs.)

Battery and Charger are not included

**DJV180Z****Cordless Top Handle Jig Saw**

Length of Stroke	26 mm (1")
Strokes Per Minute (SPM)	0 - 2600
Shank Type	Saw Blade: Bayonet Shank Jig Saw Blade
Dimensions (L x W x H)	257 x 73 x 208 mm (10-1/8 x 2-7/8 x 8-3/16")
Net weight	2.7 - 3 kg (6 - 6.7 lbs.)

Battery and charger are not included

**DJV182Z****Cordless Top Handle Jig Saw**

Length of Stroke	26 mm (1")
Strokes Per Minute (SPM)	800 - 3500
Shank Type	Saw Blade: Bayonet Shank Jig Saw Blade
Dimensions (L x W x H)	266 x 77 x 208 mm (10-1/2 x 3 x 8-3/16")
Net weight	2.4 - 2.7 kg (5.2 - 5.9 lbs.)

Battery and charger are not included

## DJR183Z

LXT



## Cordless Recipro Saw

Capacity	Pipe: 50mm (2") Wood: 50mm (10")
Length of Stroke	13mm (1/2")
Strokes Per Minute	0-3,000
Dimensions (LxWxH)	392x81x209mm (15-1/2"x3-3/16"x8-1/4")
Net Weight	1,5kg (3,3lbs)

Battery and charger are not included.

## DJR186Z

LXT



## Cordless Recipro Saw

Capacity	Pipe: 130mm (5-1/8") Wood: 255mm (10")
Length of Stroke	32mm (1-1/4")
Strokes Per Minute	0-2,800
Dimensions (LxWxH)	486x81x223mm (19-1/8"x3-3/16"x8-3/4")
Net Weight	3.5kg (7.6lbs)

Battery and Charger are not included

## DJR187Z

LXT



## Cordless Recipro Saw

Capacity	Pipe: 130mm (5-1/8") Wood: 255mm (10")
Length of stroke	32mm (1-1/4")
Strokes Per Minute (RPM)	High: 0-3,000 Low: 0-2,300
Dimensions (LxWxH)	439x83x230mm (17-1/4"x3-1/4"x9")
Net Weight	3.4kg (7.6lbs)

Battery and Charger are not included

## DCS552Z

LXT



## DCS553Z

LXT

BL MOTOR



XPT

Cordless Metal Cutter  
136mm (5-3/8")

Blade diameter	136 mm (5-3/8")
Max cutting capacity	90°: 50.5 mm (2")
Vibration Level	Cutting Metal: 2.5 m/s² or less
Sound Pressure Level	102 dB(A)
Sound Power Level	113 dB(A)
No load speed (RPM)	3,600 rpm
Dimensions (L x W x H)	348x196x203 mm (13-3/4"x7-3/4"x8")
Net weight	2.4 - 2.7 kg (5.3 - 6.0 lbs.)

Battery and charger are not included.

Cordless Metal Cutter  
150mm (5-7/8")

Blade diameter	150mm (5-3/8")
Max cutting capacity	90°: 57.5 mm (2-1/4")
Vibration Level	Cutting Metal: 2.5 m/s² or less
Sound Pressure Level	103 dB(A)
Sound Power Level	114dB(A)
No load speed (RPM)	4,200 rpm
Dimensions (L x W x H)	267x186x250 mm (10-1/2"x7-3/8"x9-7/8")
Net weight	2.8 - 3.1 kg (6.1 - 6.8 lbs.)



Battery and charger are not included.

## DSS611Z

LXT

Cordless Circular Saw  
165mm(6-1/2")

Max Cutting Capacity	90 grades: 57mm (2-1/4") 45 grades: 40mm (1-9/16") 50 grades: 36mm (1-7/16")
Wheel Diameter	165mm (6-1/2")
No Load Speed (RPM)	3,700
Dimensions (LxWxH)	347x202x228mm (13-5/8"x8"x9")
Net Weight	2.9kg (6.4lbs)

Battery and charger are not included.

## DHS660Z

LXT

BL MOTOR



ADT XPT

## Cordless Circular Saw

Blade Diameter	165 mm (6-1/2")
Hole Diameter	15.88/20 mm (5/8"/13/16")
No Load Speed (RPM)	5,000 RPM
Max Cutting Capacity	90°: 57 mm (2-1/4") 45°: 41 mm (1-5/8") 50°: 37 mm (1-7/16")
Dimensions	270x186x250 mm (10-5/8"x7-3/8"x9-7/8")
Net Weight (with battery)	2.9-3.2 kg (6.3-7.0 lbs)

Battery and charger are not included.

## DHS680Z

LXT



BL MOTOR ADT

Cordless Circular Saw  
165mm (6-1/2")

Max Cutting Capacity	90 grades: 57mm (2-1/4") 45 grades: 41mm (1-5/8") 50 grades: 37mm (1-7/16")
Wheel Diameter	165mm (6-1/2")
No Load Speed (RPM)	5,000
Dimensions (LxWxH)	350x170x238mm (13-3/4"x6-11/16"x9-3/8")
Net Weight	3.0-3.3kg (6.6-7.3lbs)

Battery and Charger are not included

## DHS711Z

LXT

Cordless Circular Saw  
185mm (7-1/4")

Max Cutting Capacity	0 grades: 66mm (2-5/8") 45 grades: 47.5mm (1-7/8")
Wheel Diameter	185mm (7-1/4")
No Load Speed (RPM)	4,800
Dimensions (LxWxH)	356x217x298mm (14"x8-1/2"x11-3/4")
Net Weight	4.6kg (10.1lbs)

Battery and charger are not included

## DHS781Z

LXT

XPT AWS



BL MOTOR ADT AFT

Cordless Circular Saw  
115 mm (9")

Blade Diameter	190 / 185 mm (7-1/2" / 7-1/4")
Max Cutting Capacity	90°: 68.5 / 66 mm (2-11/16" / 2-5/8") 45°: 47.5 / 45.5 mm (1-7/8" / 1-13/16") 56°: 35.5 / 34 mm (1-3/8" / 1-5/16")
No Load Speed (RPM)	6,000
Sound Pressure Level	93 dB(A)
Dimensions (LxWxH)	342x200x290 mm (13-1/2"x7-7/8"x11-3/8")
Net Weight	4.2 - 4.8 kg (9.3 - 10.7 lbs.)

Battery and Charger are not included



## DRS780Z

Cordless Circular Saw  
185mm

Max Cutting Capacity	90°: 65mm (2-9/16")
	45°: 45mm (1-3/4")
	53°: 38mm (1-1/2")
Wheel Diameter	185mm (7-1/4")
No Load Speed	5,100 rpm
Dimensions (LxWxH)	446x196x270mm (17-1/2"x7-3/4"x10-5/8")
Net Weight	5.0kg (11.1lbs)

Battery and charger are not included.

## DLS111ZU

Cordless Slide Compound Miter Saw  
260mm (10-1/4")

Blade Diameter	260mm (10-1/4")
Max Cutting Capacity	90 grades miter: 71x305mm (2-13/16"x12")
	45 grades miter: 71x215mm (2-13/16"x8-1/2")
	60 grades miter: 71x152mm (2-13/16"x6")
No Load Speed (RPM)	4,400
Dimensions (LxWxH)	805x644x660mm (31x3/4"x24-3/8"x26")
Net Weight	26.6kg (58.6lbs)

Battery and Charger are not included.

## DLS212Z

Cordless Slide Compound Miter Saw  
305mm (12")

Blade Diameter	305mm (12")
Miter Angle // Bevel Angle	60° L / 60° R // 48° L / 48° R
Max Cutting Capacity	90° Miter: 107 x 363 mm (4-1/4" x 14-1/4")
	90° Miter: 92 x 382 mm (3-5/8" x 15")
	45° Miter, L/R: 107 x 255 mm (4-1/4" x 10")
	45° Miter, L/R: 92 x 268 mm (3-5/8" x 10-1/2")
No Load Speed (RPM)	4,400
Dimensions (LxWxH)	898x664x725 mm (35-1/4"x26-1/8"x28-1/2")
Net Weight	28.3 - 28.9 kg (62.2 - 63.6 lbs.)

Battery and Charger are not included.

## DLS600Z

Cordless Compound Miter Saw  
165mm (6-1/2")

Blade Diameter	165mm (6-1/2")
Miter Angle	52° // 52° D
Bevel Angle	46° // 46° D
Max Cutting Capacity	90° ingle: 46x92mm (1-13/16"x3-5/8")
No Load Speed	5,000
Dimensions (LxWxH)	(13-3/8"x15-3/4"x17-1/4")
Net Weight	6.3kg (13.9lbs)

Battery and charger are not included.



## DFN350Z



## Cordless Brad Nailer

Capacity	Length: 15 - 35 mm (5/8" - 1-3/8")
Magazine Capacity	110
Vibration Level	2.5 m/s² or less
Sound Pressure Level	81 dB(A)
Sound Power Level	92 dB(A)
Dimensions (L x W x H)	w/ BL1815N / BL1820B: 240x79x228 mm (9-1/2"x3-1/8"x9") w/ BL1830B / BL1840B / BL1850B / BL1860B: 257x79x228 mm (10-1/8"x3-1/8"x9")
Net Weight	2.1 - 2.4 kg (4.6 - 5.3 lbs.)

Battery and Charger are not included.

## DRT50Z

Cordless Trimmer  
13mm (1/2")

Collet Capacity	6 mm, 8 mm or 1/4", 3/8"
No Load Speed (RPM)	10,000-30,000 RPM
Plunge Capacity	w/ Trimmer Base: 0 - 40 mm (0" - 1-9/16") w/ Plunge Base: 0 - 35 mm (0" - 1-3/8")
Vibration Level	Rotation w/o Load: 2.5 m/s² or less Cutting Grooves in MDF: 4.5 m/s²
Sound Pressure Level	78 dB(A)
Dimensions (L x W x H)	w/ BL1815N / BL1820B: 134x89x208 mm (5-1/4"x3-1/2"x8-1/8") w/ BL1830B / BL1840B / BL1850B / BL1860B: 134x89x226 mm (5-1/4"x3-1/2"x8-7/8")
Net weight	1.8 - 2.1 kg (3.9 - 4.6 lbs.)

Battery and charger are not included.

## DBO180Z

Cordless Random Orbit Sander  
125 mm (5")

Pad Diameter	123mm (4-7/8")
Abrasive Disc Size	125mm (5")
Orbit Per Minute	7,000 / 9,500 / 11,000opm
Dimensions (LxWxH)	175x123x153mm (6-7/8"x4-7/8"x6")
Net Weight	1.4kg (3.0lbs)

Battery and Charger are not included.

## DKP181Z



## Cordless Planer

Planing Width	82 mm (3-1/4")
Planing Depth	3 mm (1/8")
No Load Speed (RPM)	12,000
Dimensions (L x W x H)	366x156x166 mm (14-3/8"x6-1/8"x6-1/2")
Net weight	3.3 - 3.6 kg (7.3 - 7.9 lbs.)

Battery and charger are not included.

## DFS452Z



## Cordless Screwdriver

Capacity	Soft-drilling screw: 6mm (1/4") Drywell screw: 5mm (3/16")
Driving Shank (Hex)	6.35mm (1/4")
No Load Speed (RPM)	0-4,000
Vibration Level	Screwdriving without impact: 2.5m/s² or menos
Dimensions (LxWxH)	251x79x259mm (10"x3-1/8"x11-1/4")
Net Weight	1.5kg (3.2lbs)

Battery and charger are not included.

## DRV150Z

## Cordless Rivet Gun

LXT



NEW

BL  
MOTOR  
XPT

Max pulling force	10KN
Length of Stroke	25 mm (1")
Dimensions (L x W x H)	w/ BL1815N / BL1820B: 310x80x270 mm (12-1/4"x3-1/8"x10-5/8") w/ BL1830B / BL1840B / BL1850B / BL1860B: 310x80x287 mm (12-1/4"x3-1/8"x11-1/4")
Net weight	1.9 - 2.2 kg (4.3 - 5.0 lbs.)

Battery and charger are not included.

● Belt Clip



## DRV250Z

## Cordless Rivet Gun

LXT



NEW

BL  
MOTOR  
XPT

Max pulling force	20KN
Length of Stroke	30 mm (1-3/16")
Dimensions (L x W x H)	w/ BL1815N / BL1820B: 320x79x270 mm (12-5/8"x3-1/8"x10-5/8") w/ BL1830B / BL1840B / BL1850B / BL1860B: 320x79x287 mm (12-5/8"x3-1/8"x11-1/4")
Net weight	1.9 - 2.2 kg (4.3 - 5.0 lbs.)

Battery and charger are not included.

● Belt Clip



## DCO181Z

## Cordless Cut-Out Tool

NEW

AWS LXT

XPT BL  
MOTOR

Collet Capacity	3, 6 mm or 1/8, 1/4"
No Load Speed (RPM)	32,000
Max Output	600 W
Circumference of Grip Portion	210 mm (8-1/4")
Vibration Level	Rotation w/o Load: 2.5 m/s <sup>2</sup> or less
Vibration K Factor	Rotation w/o Load: 1.5 m/s <sup>2</sup>
Dimensions (L x W x H)	w/ BL1815N / BL1820B: 293 x 79 x 117 mm (11-1/2" x 3-1/8" x 4-5/8") w/ BL1830B / BL1840B / BL1850B / BL1860B: 311 x 79 x 117 mm (12-1/4" x 3-1/8" x 4-5/8")
Net weight	1.4 - 1.7 kg (3.1 - 3.7 lbs.)

Battery and charger are not included.



## DTM50Z

## Cordless Multi Tool

LXT

2  
MINUTES

Oscillation Per Minute (OPM)	6,000-20,000
Dimensions (LxWxH)	307x80x122mm (12-1/4"x3-1/8"x4-13/16")
Net Weight	1.8Kg (3.9lbs)

Battery and Charger are not included.

## DTM51Z

## Cordless Multi Tool

LXT

2  
MINUTES

Oscillation Per Minute (OPM)	6,000-20,000
Oscillation Angle	Left / Right / Total: 1,6° / 1,6° / 3,2°
Dimensions (LxWxH)	340x80x122mm (13-3/8"x3-1/8"x4-13/16")
Net Weight	2,0Kg (4.4lbs)

Battery and Charger are not included.

## DPO500Z

## Cordless Random Orbit Polisher

LXT



XPT

BL  
MOTOR

Pad Size	125 mm (5")
Orbits Per Minute (OPM)	Normal mode: 0 - 6,800 Finishing mode: 0 - 5,300
Strokes Per Minute (SPM)	Normal mode: 0 - 13,600 Finishing mode: 0 - 10,600
No Load Speed (RPM)	Normal mode: 0 - 780 Finishing mode: 0 - 610
Impacts Per Minute (IPM)	Max / Hard / Med / Soft / T mode: 0 - 3,800 / 3,600 / 2,600 / 1,100 / 2,800
Orbit Diameter	5.5 mm (7/32")
Dimensions (LxWxH)	530x123x128 mm (20-7/8"x4-7/8"x5")
Net Weight	3.1 - 3.6 kg (6.9 - 7.9 lbs.)

Battery and Charger are not included.

## DPO600Z

## Cordless Random Orbit Polisher



XPT

LXT  
BL  
MOTOR

Pad Size	150 mm (6")
Orbits Per Minute (OPM)	Normal mode: 0 - 6,800 Finishing mode: 0 - 5,300
Strokes Per Minute (SPM)	Normal mode: 0 - 13,600 Finishing mode: 0 - 10,600
No Load Speed (RPM)	Normal mode: 0 - 780 Finishing mode: 0 - 610
Impacts Per Minute (IPM)	Max / Hard / Med / Soft / T mode: 0 - 3,800 / 3,600 / 2,600 / 1,100 / 2,800
Orbit Diameter	5.5 mm (7/32")
Dimensions (LxWxH)	530x148x124 mm (20-7/8"x5-7/8"x4-7/8")
Net Weight	3.1 - 3.6 kg (6.9 - 7.9 lbs.)

Battery and Charger are not included.

## DCG180ZB / Z

## Cordless Caulking Gun

LXT



Max Dispensing Force	5,000N (1,100lbs)
No Load Speed (RPM)	0-28mm / seg. (0-66ir/min)
Dimensions (LxWxH)	404x108x281mm (15-7/8"x4-1/4"x11-1/8")
Net Weight	2,1kg (4.7lbs)

Not include battery or charge.

## DTR180Z

## Cordless Rebar Tying Tool



LXT

BL  
MOTOR

XPT



Tie Wire	0.8 mm
Applicable Rebars	D10xD10-(D13x2)x(D13x2)
Vibration Level	2.5m/s <sup>2</sup> or less
Sound Pressure Level	78dB(A)
Dimensions (LxWxH)	w/BL 1830B/BL1840B/BL1850B/BL1860B: 304x93x318 mm (12x3-2/3x12-1/2")
Net Weight	2.3-2.6kg (5.1-5.7 lbs)

Battery and charger are not included.

## DUT130Z

## Cordless Mixer

LXT



Blade Diameter	165MM (6-1/2")
No Load Speed (RPM)	High / Low: 0 - 1,300 / 0 - 350
Dimensions	w/ Mixing Blade: 920x89x231 mm (36-1/4"x3-1/2"x9-1/8") w/o Mixing Blade: 323x89x231 mm (12-3/4"x3-1/2"x9-1/8")
Net weight	2.5 - 2.8 kg (5.4 - 6.1 lbs.)

Battery and Charger are not included.

DGP180Z

Cordless Grease Gun



<b>Strokes Per Minute</b>	430
<b>Max pressure (PSI)</b>	69 MPa (10,000 PSI)
<b>Compatible Grease</b>	No. 0-2
<b>Grease Capacity</b>	14.5 oz. To 20.1 Oz
<b>Max Feed Pressure</b>	120 cm (47-1/4")
<b>Hose Length</b>	120 cm (47-1/4")
<b>Dimensions (L x W x H)</b>	(15-3/8"x3-15/16"x9-1/2")
<b>Net weight</b>	4.8 - 6.1 kg (10.6 - 13.4 lbs.)

Battery and charger are not included



DLX2336SYX

Cordless Hammer Driver Drill and Cordless Impact Driver Kit

GOOD



DHP453-Cordless Hammer Driver Drill 13mm (1/2")

<b>Capacity</b>	Steel:13mm(1/2") Wood:36mm(1-7/16") Masonry:13mm(1/2")
<b>Impacts per minute</b>	High: 0-19,500 Low: 0-6,000
<b>No Load Speed (RPM)</b>	High: 0-1,300 Low: 0-400
<b>Max Fastening Torque</b>	Hard/Soft: 42/27N.m
<b>Dimensions (LxWxH)</b>	240x79x244mm (9-7/16"x3-1/8"x9-5/8")
<b>Net Weight</b>	1.7kg (3.7lbs)

DTD156-Cordless Impact Driver

<b>Capacity</b>	Machine Screw:M4-M8 (5/32"-5/16") Standard Bolt:M5-M16 (3/16"-1/2") High Tensile bolt:M5-M12(3/16"-1/2") Coarse thread(in length): 22-125mm(7/8"-4-7/8")
<b>Impacts per minute</b>	0-3,000
<b>No Load Speed (RPM)</b>	0-2,500
<b>Max Fastening Torque</b>	155 N.m (1,370 in.lbs.)
<b>Dimensions (LxWxH)</b>	143x79x241 mm (5-5/8"x3-1/8"x9-1/2")
<b>Net Weight</b>	1.3 - 1.6 kg (2.9 - 3.6 lbs.)

INCLUDES 2 BATTERIES (1.5AH) AND DC18SD CHARGER  
ALSO AVAILABLE IN 240V

DLX2142Y

Cordless Hammer Driver Drill and Cordless Impact Driver Kit

GOOD



DHP453-Cordless Hammer Driver Drill 13mm (1/2")

<b>Capacity</b>	Steel:13mm(1/2") Wood:36mm(1-7/16") Masonry:13mm(1/2")
<b>Impacts per minute</b>	High: 0-19,500 Low: 0-6,000
<b>No Load Speed (RPM)</b>	High: 0-1,300 Low: 0-400
<b>Max Fastening Torque</b>	Hard/Soft: 42/27N.m
<b>Dimensions (LxWxH)</b>	240x79x244mm (9-7/16"x3-1/8"x9-5/8")
<b>Net Weight</b>	1.7kg (3.7lbs)

DTD152-Cordless Impact Driver

<b>Capacity</b>	Machine screw:M4-M8 (5/32"-5/16") Standard bolt:M5-M16 (3/16"-1/2") High Tensile Bolt:M5-M12(3/16"-1/2") Coarse thread (in length): 22-125mm(7/8"-4-7/8")
<b>Impacts per minute</b>	0-3,500
<b>No Load Speed (RPM)</b>	0-2,900
<b>Max Fastening Torque</b>	165N.m (1,460 in.lbs)
<b>Dimensions (LxAxA)</b>	137x79x238mm (5-3/8"x3-1/8"x9-3/8")
<b>Net Weight</b>	1.3kg(2.8lbs)

INCLUDES 2 BATTERIES (1.5AH) AND DC18RC CHARGER  
ALSO AVAILABLE IN 240V

DLX2131

Cordless Hammer Driver Drill and Cordless Impact Driver Kit

GOOD



DHP482-Cordless Hammer Driver Drill 13mm (1/2")

<b>Capacity</b>	Steel:13mm(1/2") Wood:38mm(1-1/2") Masonry:13mm(1/2")
<b>Impacts per minute</b>	High: 0-26,500 Low: 0-9,000
<b>No Load Speed</b>	High: 0-1,900 Low: 0-600
<b>Max Fastening Torque</b>	Hard/Soft: 62/36 N.m(550/320in.lbs)
<b>Max Lock Torque</b>	54 N.m (480in.lbs)
<b>Dimensions (LxWxH)</b>	198x79x249mm (7-3/4"x3-1/8"x9-3/4")
<b>Net Weight</b>	1.5kg (3.4lbs)

DTD152-Cordless Impact Driver

<b>Capacity</b>	Machine Screw:M4-M8 (5/32"-5/16") Standard Bolt:M5-M16 (3/16"-1/2") High Tensile bolt:M5-M12(3/16"-1/2") Coarse thread(in length): 22-125mm(7/8"-4-7/8")
<b>Impacts per minute</b>	0-3,500
<b>No Load Speed (RPM)</b>	0-2,900
<b>Max Fastening Torque</b>	165N.m (1,460 in.lbs)
<b>Dimensions (LxWxH)</b>	137x79x238mm (5-3/8"x3-1/8"x9-3/8")
<b>Net Weight</b>	1.3kg(2.8lbs)

INCLUDES 2 BATTERIES (3.0AH) AND DC18RC CHARGER  
ALSO AVAILABLE IN 240V



DLX2180TX

Cordless Hammer Driver Drill and Cordless Impact screwdriver Kit

BETTER



DHP484-Cordless Hammer Driver Drill 13mm(1/2")

<b>Capacity</b>	Steel:13mm(1/2") Wood:38mm(1-1/2") Masonry:13mm(1/2")
<b>Chuck Capacity</b>	1,5-13mm (1/16"-1/2")
<b>Impacts per minute</b>	High: 0-30,000 Low:0-7,500
<b>No Load Speed (RPM)</b>	High: 0-2,000 Low:0-500
<b>Max fastening torque</b>	Hard/Soft: 54/30N.m (480/270in.lbs)
<b>Max lock torque</b>	60N.m (530in.lbs)
<b>Vibration level</b>	concrete: 8,0m/s2 Steel:2,5m/s2
<b>Dimensions (LxWxH)</b>	182x79x261mm (7-1/8"x3-1/8"x10-1/4")
<b>Net Weight</b>	1.6kg (3.5lbs)

DTD153-Cordless Impact Screwdriver

<b>Capacity</b>	Machine screw:M4-M8(5-32"-5/16") Standard bolt:M5-M16(3/16"-5/8") High Tensile Bolt: M5-M14(3/16"-9/16") Coarse thread(in length):22-125mm(7/8"-4-7/8")
<b>Impacts per minute</b>	0-3,600
<b>No Load Speed (RPM)</b>	0-3,400
<b>Hex Shank</b>	6,35mm(1/4")
<b>Max Fastening Torque</b>	170N.m(1,500in.lbs)
<b>Sound Pressure Level</b>	96dB(A)
<b>Dimensions (LxWxH)</b>	126x79x238mm(5 x3-1/8"x9-3/8")
<b>Net Weight</b>	1,3kg(2.8lbs)

INCLUDES 2 BATTERIES (5.0AH) AND DC18RC CHARGER



**DLX2286SYX** Cordless Hammer Driver Drill and Cordless Impact Driver Kit

**BETTER** 50N.m 140N.m



**DHP485-Cordless Hammer Driver Drill** 13mm (1/2") **DTD155-Cordless Impact Driver** 6.35mm (1/4")

<b>Capacity</b>	Steel:13mm(1/2") Wood:38mm(1-1/2") Masonry:13mm(1/2")	<b>Capacity</b>	Machine Screw:M4-M8 (5/32"-5/16") Standard Bolt:M5-M16 (3/16"-1/2") High Tensile bolt:M5-M12(3/16"-1/2") Coarse thread(in length): 22-90mm(7/8"-3-1/2")
<b>Impacts per minute</b>	High: 0-28,500 Low: 0-7,500	<b>Impacts per minute</b>	0-3,000/0-1,300
<b>No Load Speed (RPM)</b>	High: 0-1,900 rpm Low: 0-500 rpm	<b>No Load Speed (RPM)</b>	0-3,900/0-1,600
<b>Max Fastening Torque</b>	High: 50 N.m (440 in. lbs.) Soft: 27 N.m (240 in. lbs.)	<b>Max Fastening Torque</b>	140N.m(1,240in.lbs)
<b>Dimensions (LxWxH)</b>	182x79x255 mm (7-1/8"x3-1/8"x10")	<b>Dimensions (LxWxH)</b>	143x79x241 mm (5-5/8"x3-1/8"x9-1/2")
<b>Net Weight</b>	1.5-1.8 kg (3.2-3.9 lbs)	<b>Net Weight</b>	1.2kg(2.6lbs)

INCLUDES 2 BATTERIES (1.5AH) AND DC18SD CHARGER  
ALSO AVAILABLE IN 240V

**DLX2286X** Cordless Hammer Driver Drill and Cordless Impact Driver Kit

**BETTER** 18V ALSO AVAILABLE IN 240V



**DHP485-Cordless Hammer Driver Drill** 13mm (1/2") **DTD155-Cordless Impact Driver** 6.35mm (1/4")

<b>Capacity</b>	Steel:13mm(1/2") Wood:38mm(1-1/2") Masonry:13mm(1/2")	<b>Capacity</b>	Machine Screw:M4-M8 (5/32"-5/16") Standard Bolt:M5-M16 (3/16"-1/2") High Tensile bolt:M5-M12(3/16"-1/2") Coarse thread(in length): 22-90mm(7/8"-3-1/2")
<b>Impacts per minute</b>	High: 0-28,500 Low: 0-7,500	<b>Impacts per minute</b>	0-3,000/0-1,300
<b>No Load Speed (RPM)</b>	High: 0-1,900 rpm Low: 0-500 rpm	<b>No Load Speed (RPM)</b>	0-3,900/0-1,600
<b>Max Fastening Torque</b>	High: 50 N.m (440 in. lbs.) Soft: 27 N.m (240 in. lbs.)	<b>Max Fastening Torque</b>	140N.m(1,240in.lbs)
<b>Dimensions (LxWxH)</b>	182x79x255 mm (7-1/8"x3-1/8"x10")	<b>Dimensions (LxWxH)</b>	143x79x241 mm (5-5/8"x3-1/8"x9-1/2")
<b>Net Weight</b>	1.5-1.8 kg (3.2-3.9 lbs)	<b>Net Weight</b>	1.2kg(2.6lbs)

INCLUDES 2 BATTERIES (3.0AH) AND DC18RC CHARGER



**DLX2145J/TJ** Cordless Hammer Driver Drill and Cordless Impact Driver Kit

**BEST** 91N.m 165N.m



**DHP458-Cordless Hammer Driver Drill** 13mm (1/2") **DTD152-Cordless Impact Driver**

<b>Capacity</b>	Steel:13mm(1/2") Wood:76mm(3") Masonry:16mm(5/8")	<b>Capacity</b>	Machine Screw:M4-M8 (5/32"-5/16") Standard Bolt:M5-M16 (3/16"-1/2") High Tensile bolt:M5-M12(3/16"-1/2") Coarse thread (in length): 22-125mm(7/8"-4-7/8")
<b>Impacts per minute</b>	High: 0-30,000 Low: 0-6,000	<b>Impacts per minute</b>	0-3,500
<b>No Load Speed</b>	High: 0-2,000 Low: 0-400	<b>No Load Speed (RPM)</b>	0-2,900
<b>Max Fastening Torque</b>	Hard/Soft: 91/58N.m	<b>Max Fastening Torque</b>	165N.m (1,460 in.lbs)
<b>Dimensions (LxWxH)</b>	225x79x259mm(8-7/8"x3-1/8"x10-1/4")	<b>Dimensions (LxWxH)</b>	137x79x238mm (5-3/8"x3-1/8"x9-3/8")
<b>Net Weight</b>	2.2kg (4.9lbs)	<b>Net Weight</b>	1.3kg(2.8lbs)

J: INCLUDES 2 BATTERIES 3.0AH WITH DC18RC CHARGER  
TJ: INCLUDES 2 BATTERIES 5.0AH WITH DC18RC CHARGER  
DLX2145J ALSO AVAILABLE IN 240V

**DLX2146T** Cordless Hammer Driver Drill

**BEST** 91N.m 165N.m



**DHP481-Cordless Hammer Driver Drill** 13mm (1/2") **DTD152-Cordless Impact Driver**

<b>Capacity</b>	Steel:13mm(1/2") Wood:76mm(3") Masonry:16mm(5/8")	<b>Capacity</b>	Machine Screw:M4-M8 (5/32"-5/16") Standard bolt:M5-M16 (3/16"-1/2") High Tensile bolt:M5-M12(3/16"-1/2") Coarse thread(in length): 22-125mm(7/8"-4-7/8")
<b>Impacts per minute (IPM)</b>	High / Low: 0 - 31,500 / 0 - 8,250	<b>Impacts per minute</b>	0-3,500
<b>No Load Speed (RPM)</b>	High / Low: 0 - 2,100 / 0 - 550	<b>No Load Speed</b>	0-2,900
<b>Max Fastening Torque</b>	Hard / Soft: 115 / 60 N-m (1,020 / 530 in.lbs.)	<b>Max fastening Torque</b>	165N.m (1,460 in.lbs)
<b>Dimensions (LxWxH)</b>	205x79x249 mm (8-1/8"x3-1/8"x9-3/4")	<b>Dimensions (LxWxH)</b>	137x79x238mm (5-3/8"x3-1/8"x9-3/8")
<b>Net Weight</b>	2.7 - 3 kg (6 - 6.7 lbs.)	<b>Net Weight</b>	1.3kg(2.8lbs)

INCLUDES 2 BATTERIES (5.0AH) AND DC18RC CHARGER



# CXT

**12V<sup>max</sup>**  
**LITHIUM-ION**



**Makita**

CXT SECTION

**Makita**

# CXT

## COMPACT EXTREME TECHNOLOGY

- > NEW 12V LINE WITH SLIDE-TYPE LITHIUM BATTERIES <
- > CHARGERS AND BATTERIES ARE COMPACT AND LIGHTWEIGHT FOR VARIOUS APPLICATIONS <
- > THE FAST CHARGER HAS A COOLING SYSTEM WITH A FAN TO PROTECT THE BATTERY <



BL1016  
1.5AH



BL1021  
2.0AH



BL1041B  
4.0AH



**DC10WD STANDARD**  
1.5AH - 50 MINUTES  
2.0AH - 70 MINUTES  
4.0AH - 130 MINUTES



**DC10SD FAST CHARGER**  
1.5AH - 22 MINUTES  
2.0AH - 30 MINUTES  
4.0AH - 60 MINUTES

## TOOL TERMINOLOGY

12V CXT						
CHARGERS		BATTERIES				
S	W	Y	A	M	E	Z
FAST	STANDARD	1.5AH	2.0AH	4.0AH	2 BATTERIES	TOOL WITHOUT CHARGER AND BATTERY



**HP333DWYE**



Faster charger  
**22 minutes**

**CXT**  
Compact eXtreme Technology




DC10SB

Charger  
NEW 12V LITHIUM-ION LINE UP

## Forced air cooling system

The DC10SB charger is equipped with a built-in cooling fan, which allows to reduce the battery charging time.



Fan

## Charging status indicator

Shows the charging status of a battery being charged in 2 stages: less than 80% and more than 80%.



## Level of battery charge

The remaining battery power can be indicated in 4 stages, simply by pressing a button (models BL1021B and BL1041B)



Button  
Level of battery charge (LED light with 4 stages)

## Compact and lightweight design

The DC10SB charger provides higher performance than the DC10WA charger, but with a more compact and lighter design.



COMPACT EXTREME TECHNOLOGY

2022 | 2023 CATALOG

12V CXT Cordless

### HP332DZ



#### Cordless Hammer Driver Drill 10mm (3/8")

Capacity	Steel: 10mm (3/8") Wood: 28mm (1-1/8") Masonry: 8mm (5/16")
Impacts Per Minute	High: 0-22,500 Low: 0-6,750
No Load Speed (RPM)	High: 0-1,500 Low: 0-450
Max Fastening Torque	Hard / Soft: 35/21N.m
Dimensions (LxWxH)	168x66x217mm (6-5/8"x2-5/8"x8-1/2")
Net Weight	1.1Kg (2.5lbs)

Battery and Charger are not included.

● Belt Clip.

### HP333DZ



#### Cordless Hammer Driver Drill

Drilling Capacities	Steel / Wood / Masonry: 10 / 21 / 8 mm
Impacts Per Minute (IPM)	High / Low: 0 - 25,500 / 0 - 6,750
No Load Speed (RPM)	High / Low: 0 - 1,700 / 0 - 450
Max Fastening Torque	Hard / Soft: 30 / 14 N.m (270 / 130 in.lbs.)
Max lock torque	28 N.m (250 in.lbs.)
Dimensions (L x W x H)	w/ BL1016/BL1021B: 193x66x212 mm (7-5/8"x2-5/8"x8-3/8") w/ BL1041B: 193x66x229 mm (7-5/8"x2-5/8"x9")
Net Weight	1.1 - 1.3 kg (2.4 - 2.9 lbs.)

Battery and charger are not included.

● Belt Clip

### DF033DZ



#### Cordless Hammer Driver Drill

Drilling Capacities	Steel / Wood: 10 / 21 mm (3/8" / 13/16")
Chuck capacity	6.35 mm (1/4")
No Load Speed (RPM)	High / Low: 0 - 1,700 / 0 - 450
Max Fastening Torque	Hard / Soft: 30 / 14 N.m (270 / 130 in.lbs.)
Max lock torque	28 N.m (250 in.lbs.)
Dimensions (L x W x H)	149x66x212 mm (5-7/8"x2-5/8"x8-3/8")
Net Weight	0.92 - 1.1 kg (2.0 - 2.4 lbs.)

Battery and charger are not included.

### DF332DZ



#### Cordless Driver Drill 10mm (3/8")

Capacity	Steel: 10mm (3/8") Wood: 28mm (1-1/8")
No Load Speed (RPM)	High: 0-1,500rpm Low: 0-450rpm
Max Fastening Torque	Hard/Soft: 35 / 21N.m
Dimensions (LxWxH)	154x66x217mm (6-1/8"x2-5/8"x8-1/2")
Net Weight	1.0Kg (2.3lbs)

Battery and charger are not included.

● Phillips bit, Belt Clip

HP332D

HP333D

DF033D

**Makita**

64

Makita reserves the right to change the specifications of parts and accessories without prior notice. Standard equipment, specification and photography may vary. The accessories may not be included from the origin with the tools although they are indicated in this catalog.

Makita reserves the right to change the specifications of parts and accessories without prior notice. Standard equipment, specification and photography may vary. The accessories may not be included from the origin with the tools although they are indicated in this catalog.

**Makita**

65



DF333DZ

Cordless Driver Drill



Drilling Capacities	Steel / Wood: 10 / 21 mm (3/8" / 13/16")
Chuck capacity	0.8 - 10 mm (1/32 - 3/8")
No Load Speed (RPM)	High / Low: 0 - 1,700 / 0 - 450
Max Fastening Torque	Hard / Soft: 30 / 14 N·m (270 / 130 in.lbs.)
Max lock torque	28 N·m (250 in.lbs.)
Dimensions	179x66x212 mm (7"x2-5/8"x8-3/8")
Net Weight	1.1 - 1.2 kg (2.4 - 2.7 lbs.)

Battery and charger are not included.

- Belt Clip

TW141DZ

Cordless Impact Wrench



Fastening Capacities	Standard Bolt: M8 - M16 (5/16" - 5/8") High Tensile Bolt: M6 - M12 (1/4" - 1/2")
Square Drive	12.7 mm (1/2")
No Load Speed (RPM)	0 - 2,600
Impacts Per Minute	0 - 3,200
Max Fastening Torque	145 N·m (1,280 in.lbs.)
Net weight	1.1 - 1.3 kg (2.4 - 2.8 lbs.)

Battery and charger are not included.

- Belt Clip

TW161DZ

Cordless Impact Wrench



Fastening Capacities	Standard Bolt: M8 - M16 (5/16" - 5/8") High Tensile Bolt: M6 - M12 (1/4" - 1/2")
Square Drive	12.7 mm (1/2")
No Load Speed (RPM)	High / Low: 0 - 2,400 / 0 - 1,300
Impacts Per Minute	High / Low: 0 - 3,600 / 0 - 2,000
Max Fastening Torque	165 N·m (1,460 in.lbs.)
Net weight	1.1 - 1.2 kg (2.4 - 2.7 lbs.)

Battery and charger are not included.

- Belt Clip

TD110DZ

Cordless Impact Driver



Capacity	Machine Screw: M4-M8 (5/32"-5/16") Standard bolt: M5-M12 (3/16"-1/2") High Tensile Bolt: M5-M10 (3/16"-3/8") Coarse Thread (in length): 22-90mm (7/8"-3-1/2")
Impacts Per Minute (IPM)	0-3,500
No Load Speed (RPM)	0-2,600
Max Fastening Torque	110N.m (970in.lbs)
Dimensions (LxWxH)	153x66x204mm (6"x2-5/8"x8-1/8")
Net Weight	1.0Kg (2.3lbs)

Battery and charger are not included.

- Clip belt

TD111DZ

Cordless Impact Driver



Capacity	Machine Screw: M4-M8 (5/32"-5/16") Standard bolt: M5-M14 (3/16"-9/16") High Tensile Bolt: M5-M12(3/16"-1/2") Coarse Thread (in length): 22-90mm (7/8"-3-1/2")
Impacts per minute (IPM)	Hard/Soft: 0-3,900 / 0-1,800
No Load Speed (RPM)	Hard/Soft: 0-3,000 / 0-1,300
Max Fastening Torque	135 N·m (1,200in.lbs)
Dimensions (LxWxH)	135x66x210mm (5-5/16"x2-5/8"x1/4")
Net Weight	0.97Kg (2.1lbs)

Battery and charger are not included.

- Clip belt

HR140DZ

Cordless Rotary Hammer



Impact Energy	1.1J
Capacity	9/16"
Impacts Per Minute	0-4,900
No load speed	0-850
Dimensions (LxWxH)	246x74x179mm (9-11/16"x2-15/16"x7")
Net Weight	1.9Kg (4.3lbs)

- Side Grip, Depth Gauge

Battery and charger are not included.

HR166DZ

Cordless Rotary Hammer



Impact Energy	1.1J
Capacity	Concrete: 16mm (5/8") Steel: 10mm (3/8") Wood: 13mm (1/2")
Impacts per minute	0-4,800
No Load Speed	0-880
Dimensions (LxWxH)	250x74x187mm (9-7/8"x2-15/16"x7-3/4")
Net Weight	1.8Kg (4.1 lbs)

Battery and charger are not included.

TM30DZ

Cordless Multi-tool



Oscillations Per Minute	6,000-20,000
Continuous Rating Input	170W
Oscillation Angle	3.2°
Circumference	168mm (6-5/8")
Dimensions (LxWxH)	277x65x98mm (10-7/8"x2-9/16"x3-7/8")
Net Weight	1.1Kg (2.4lbs)

Battery and charger are not included.

WR100DZ

Cordless Ratchet Wrench



Capacity	Standard Bolt: M5 - M12 (3/16"-1/2") High Tensile Bolt: M5 - M10 (5/32"-3/8")
Square Drive	9.5 / 6.35 mm (3/8" / 1/4")
No Load Speed (RPM)	0 - 800
Max Fastening Torque	47.5 N·m (420 in.lbs.)
Dimensions	w/ BL1016/BL1021B: 341x67x63 mm (13-7/16"x2-5/8"x2-1/2") w/ BL1041B: 341x67x84 mm (13-7/16"x2-5/8"x3-5/16")
Net weight	1.0 - 1.2 kg (2.3 - 2.7 lbs.)

Battery and charger are not included.



WR100D

**CLX224X**

**Cordless Impact Driver and Cordless Driver Drill**



TD110D-Cordless Impact Driver	
Capacity	Machine Screw:M4-M8(5-32"-5/16") Standard Bolt:M5-M12(3/16"-1/2") High Tensile Bolt:M5-M10(3/16"-3/8") Coarse thread (in length):22-90mm(7/8"-3-1/2")
Impacts Per Minute	0-3,500
No Load Speed (RPM)	0-2,600rpm
Max Fastening Torque	110N.m (970in.lbs)
Dimensions (LxWxH)	153x66x204mm (6"x2-5/8"x8-1/8")
Net Weight	1.0kg (2.3lbs)

DF333D-Cordless Driver Drill 10mm (3/8")	
Capacity	Steel:10mm (3/8") Wood:21mm (13/16") No Load Speed High / Low: 0 - 1,700 / 0 - 450 Max Fastening Torque Hard/Soft: 30/14N.m Dimensions (LxWxH) 179x66x212 mm (7"x2-5/8"x8-3/8") Net Weight 1.1kg (2.4lbs)

INCLUDES 2 BATTERIES (1.5AH) AND DC10WD CHARGER



**CLX224X2**

**Cordless Impact Driver and Cordless Driver Drill**



TD110D-Cordless Impact Driver	
Capacity	Machine Screw:M4-M8(5-32"-5/16") Standard Bolt:M5-M12(3/16"-1/2") High Tensile Bolt:M5-M10(3/16"-3/8") Coarse thread (in length):22-90mm(7/8"-3-1/2")
Impacts Per Minute	0-3,500
No Load Speed (RPM)	0-2,600rpm
Max Fastening Torque	110N.m (970in.lbs)
Dimensions (LxWxH)	153x66x204mm (6"x2-5/8"x8-1/8")
Net Weight	1.0kg (2.3lbs)

DF333D-Cordless Driver Drill 10 mm (3/8")	
Capacity	Steel:10mm (3/8") Wood:21mm (13/16") No Load Speed High / Low: 0 - 1,700 / 0 - 450 Max Fastening Torque Hard / Soft: 30 / 14 N.m Dimensions (LxWxH) 179x66x212 mm (7"x2-5/8"x8-3/8") Net Weight 1.1kg (2.4lbs)

INCLUDES 2 BATTERIES (1.5AH) AND DC10WD CHARGER

**CLX228**

**Cordless Impact Driver and Cordless Driver Drill**



TD110D-Cordless Impact Driver	
Capacity	Machine Screw:M4-M8(5-32"-5/16") Standard Bolt:M5-M12(3/16"-1/2") High Tensile Bolt:M5-M10(3/16"-3/8") Coarse thread (in length):22-90mm(7/8"-3-1/2")
Impacts Per Minute	0-3,500
No Load Speed (RPM)	0-2,600rpm
Max Fastening Torque	110N.m (970in.lbs)
Dimensions (LxWxH)	153x66x204mm (6"x2-5/8"x8-3/8")
Net Weight	1.0kg (2.3lbs)

HP333D-Cordless Hammer Drill 10 mm (3/8")	
Capacity	Steel:10mm (3/8") Wood:21mm (13/16") Concrete: 8mm (5/16")
Impacts per minute	High: 0-25,500 Low: 0-6,750
No Load Speed (RPM)	High: 0-1,700 Low: 0-450
Max Fastening Torque	30/14N.m
Max Torque	28N.m (250in.lbs)
Dimensions	193x66x212 mm (7-5/8"x2-5/8"x8-3/8")
Net Weight	1.1 - 1.3 kg (2.4-2.9 lbs)

INCLUDES 2 BATTERIES (1.5AH) AND DC10WD CHARGER

**TD022DZ**

**Cordless Impact Driver  
260mm (10-1/4")**



Capacity	Machine screw: M3-M8 (1/8"-5/16") Standard bolt: M3-M8 (1/8"-5/16") High Tensile Bolt: M3-M6 (1/8"-1/4") Coarse Thread (in length): 22-45mm (7/8"-1-3/4")
Hex Shank	6.35mm (1/4")
No Load Speed (RPM)	0-2,450
Impacts Per Minute	0-3,000
Max Fastening Torque	25N.m (220in.lbs)
Dimensions (LxWxH)	Straight style: 282x42x52mm (11-1/8"x1-5/8"x2-1/16") Pistol Style: 227x42x142mm (8-15/16"x1-5/8"x5-5/8")
Net Weight	0.56kg (1.2lbs)

Battery and charger are not included.

**DF001DW**

**In Line Cordless Screwdriver**



Fastening Capacities	Woss Screw: 3.8x32mm
No Load Speed	220rpm
Max Fastening Torque	Hard / Soft: 4.0 / 3.0 N.m (35/27lbs)
Max Lock Torque	4.5N.m (40in.lbs)
Charging Time (hrs)	3-5 hrs.
Dimensions	Straight style : 287x47x51mm Pistol stle: 205x47x51mm
Net Weight	0.36Kg

Include a practical case with 81 accessories

**HP488DZ**

**Cordless Hammer Driver Drill 13 mm (1/2")**



Capacity	Steel / Wood / Masonry: 13 / 36 / 13 mm (1/2" / 1-7/16" / 1/2")
Chuck Capacity	1.5 - 13 mm (1/16 - 1/2")
Impacts Per Minute (IPM)	High / Low: 0 - 21,000 / 0 - 6,000
No Load Speed (RPM)	High / Low: 0 - 1,400 / 0 - 400
Max Fastening Torque	Hard / Soft: 42 / 24 N.m (370 / 210 in.lbs.)
Max Lock Torque	38 N.m (340 in.lbs.)
Clutch Torque Setting	1 - 4 N.m (9 - 35 in.lbs.)
Dimensions (L x W x H)	w/o Battery: 239 x 83 x 206 mm (9-3/8 x 3-1/4 x 8-1/8")
Net weight	1.8 kg (4.0 lbs.)

Battery and charger are not included.



# VACUUM CLEANERS

**Makita**

Makita

**Makita**

**Makita**

**Makita**

Let's go  
MPOWER TOOLS

## Backpack Vacuums

### DVC660ZX2



#### Cordless Backpack Vacuum Cleaner

Capacity	Paper Dust Bag: 6.0 L Cloth Dust Bag: 5.5 L
Continuous Use (min.)	w/ BL1860B (Max): 40 w/ BL1860B (High): 75 w/ BL1860B (Normal): 140
Max Air Flow	w/ Hose complete 32-1.0: 2.2 m <sup>3</sup> /min w/ Hose Complete 28-1.0: 2.0 m <sup>3</sup> /min
Max Sealed Suction:	11 kPa
Suction Power	Max / High / Normal w/ Hose 38-1.5: 105 / 55 / 30 W Max / High / Normal w/ Hose 28-1.5: 85 / 45 / 25 W
Dimensions (L x W x H)	297x174x523 mm (11-3/4"x6-7/8"x20-5/8")
Net weight	6.1 - 6.7 kg (13.4 - 14.8 lbs.)

Battery and Charger are not included

### DVC665Z



#### Cordless Backpack Vacuum Cleaner

Capacity	Paper Dust Bag: 6.0 L Cloth Dust Bag: 5.5 L
Continuous Use (min.)	w/ BL1860B (Max): 40 w/ BL1860B (High): 75 w/ BL1860B (Normal): 140
Max Air Flow	w/ Hose Complete 28-1.5: 1.8 m <sup>3</sup> /min
Max Sealed Suction:	11 kPa
Suction Power	High / Normal w/ Hose 28-1.5: 85 / 45 W
Dimensions (L x W x H)	297x174x523 mm (11-3/4"x6-7/8"x20-5/8")
Net weight	6.1 - 6.7 kg (13.5 - 14.9 lbs.)

Battery and Charger are not included

## Cordless Backpack Vacuum Cleaner DVC265

Backpack Vacuum powered by two 18V Li-ion batteries

### THE LXT® ADVANTAGE

With only **3.9Kg**, it is very light, avoiding fatigue in the operator, in addition on its comfortable harness.



**HEPA filter**

The air emitted by the exhaust is as clean as the air able to capture **99.97%** of the finest particles of dust.

**Bluetooth®**



PART NO.  
198901-5

**AWS**

The ignition system automatic wireless



**Control**

- Switch
- High/Low suction selection
- ON-OFF switch with LED light

### DVC265Z

#### Cordless Backpack Vacuum Cleaner

Capacity	Paper Dust Bag: 2.0 L Cloth Dust Bag: 1.5 L
Dimensions (LxWxH)	230x152x373 mm (9"x6"x14-3/4")
Max sealed suction (water column)	11kPa (1,100mm H <sub>2</sub> O)
Air flow	70 CFM - "Hose: 1-1/8" x 1/2" x 1/8" x 1/2"
Max air flow	2.0m <sup>3</sup> /min
Waterlift	44"
Continuous use (minutes)	w/ BL1860B (High): 40 w/ BL1860B (Low): 75
Net Weight	3.9 - 4.5 kg (8.5 - 10.0 lbs.)

Battery and charger are not included.

### DVC261Z



#### Cordless Backpack Vacuum Cleaner

Capacity	Paper Dust Bag: 2.0 L Cloth Dust Bag: 1.5 L
Continuous Use (min.)	w/ BL1860B (Max): 40 w/ BL1860B (High): 75 w/ BL1860B (Normal): 140
Max Sealed Suction	11 kPa
Air Flow	70 CFM - "Hose: 1-1/8" x 3"
Max Air Flow	w/ Hose complete 38-1.5: 2.3 m <sup>3</sup> /min w/ Hose complete 32-1.0: 2.2 m <sup>3</sup> /min w/ Hose Complete 28-1.0: 2.0 m <sup>3</sup> /min w/ Hose Complete 28-1.5: 1.8 m <sup>3</sup> /min
Waterlift	44"
Suction Power	Max / High / Normal w/ Hose 38-1.5: 105 / 55 / 30 W Max / High / Normal w/ Hose 32-1.0: 95 / 50 / 25 W Max / High / Normal w/ Hose 28-1.0: 90 / 45 / 25 W Max / High / Normal w/ Hose 28-1.5: 85 / 45 / 25 W
Net weight	3.8 - 4.5 kg (8.5 - 9.9 lbs.)

Battery and charger are not included



## CL114FDZ

## Cordless Speed Cleaner



Capacity	Cloth Dust Bag / Paper Dust Bag: 500 / 330 mL
Continuous Use (min.)	Powerful / High / Normal: 10 / 18 / 55
Max Air Flow	1.4 m <sup>3</sup> /min
Max Sealed Suction (water column)	5.0 kPa (510 mmH <sub>2</sub> O)
Suction Power	Powerful / High / Normal: 35 / 20 / 5
Dimensions (L x W x H)	w/o Pipe & Nozzle: 457 x 113 x 136 mm (18 x 4-7/16 x 5-3/8") w/ Pipe & Nozzle: 983 x 113 x 136 mm (38-3/4 x 4-7/16 x 5-3/8")
Net weight	1.1 kg (2.4 lbs.)

Battery and charger are not included.

## CL108FDZ

## Cordless Cleaner



Capacity	600 mL
Continuous Use (min.)	Max: 10 / High: 12 / Normal: 25
Max Sealed Suction (water column)	4.4 kPa (445 mmH <sub>2</sub> O)
Air Flow	42 CFM
Max Air Flow	1.2 m <sup>3</sup> /min
Waterlift	17.6"
Suction Power	Max / High / Normal: 30 / 20 / 5 W
Dimensions (L x W x H)	956x110x150 mm
Net weight	(37-5/8"x4-5/16"x5-7/8") 1.0 - 1.2 kg (2.3 - 2.7 lbs.)

Battery and charger are not included.

## DCL180Z

## Cordless Cleaner

199966-0  
Consumible

Capacity	650mL
Continuous use (min)	20
Max Sealed Suction	4.2kPa (428mm H <sub>2</sub> O)
Air Flow	49 CFM
Max air flow	1.4m <sup>3</sup> /min
Waterlift	16.8"
Dimensions (LxWxH)	999x114x152mm (39-1/4"x4-1/2"x6")
Net Weight	1.2Kg (2.7lbs)

Battery and charger are not included.

## DCL281Z

## Cordless Cleaner



Capacity	800 mL
Continuous Use (min.)	Max: 15 / High: 20 / Low: 50
Max Sealed Suction (water column)	6.0 kPa (600 mmH <sub>2</sub> O)
Air Flow	53 CFM
Max Air Flow	1.5 m <sup>3</sup> /min
Waterlift	33"
Suction Power	Max: 60 W / High: 45 W / Low: 15 W
Dimensions (L x W x H)	1,018x113x154 mm (40"x4-7/16"x6-1/8")
Net weight	1.4 - 1.7 kg (3.0 - 3.7 lbs.)

Battery and charger are not included.

## CL001GZ

## Cordless Cleaner



Capacity	730 mL
Continuous Use (min.)	w/ BL4025, 1 / 2 / 3 / 4: 80 / 40 / 25 / 16
Max Air Flow	1.2 m <sup>3</sup> /min
Max Sealed Suction (water column)	21 kPa (2,100 mmH <sub>2</sub> O)
Suction Power	w/ Easy Shake Off Filter, 1 / 2 / 3 / 4: 20 / 45 / 70 / 125 W
Net weight	1.7 - 2.3 kg (3.7 - 5.1 lbs.)

Battery and charger are not included.

## DVC560Z

## Upright Cleaner



Battery and charger are not included.

Capacity	Dust / Water: 5 / N/A L
Continuous Use (min.)	w/ BL1860B x2 Max / Normal / Low Noise: 30 / 60 / 120
Max Air Flow	1.9 m <sup>3</sup> /min
Max Sealed Suction	12 kPa
Suction Power	Max / Normal / Low Noise: 85 / 50 / 25 W
Dust Pick-Up Rate	Max / Normal / Low Noise: 47 / 44 / 40
Cleaning Width	318 mm
Brushroll Rotation Speed	Max / Normal / Low Noise: 3,500 / 2,500 / 1,000 RPM
Dimensions (L x W x H)	326 x 318 x 1,146 mm (12-7/8 x 12-1/2 x 45")
Net weight	8.3 - 9.0 kg (18.3 - 19.8 lbs.)



DVC560



## CL121DZ

## Cordless Cleaner



Capacity	Dust Bag : 500 mL Paper Pack : 330 mL
Max Sealed Suction	4.4 kPa (450 mmH <sub>2</sub> O)
Air Flow	45 CFM
Max Air Flow	1.3 m <sup>3</sup> /min
Waterlift	18.4"
Suction Power	Max : 30 W / High : 20 W / Normal : 5 W
Dimensions (L x W x H)	w/ BL1016/BL1021B: 345x138x202 mm (13-5/8"x5-7/16"x8")
Net weight	1.8 - 2.0 kg (4.0 - 4.4 lbs.)

Battery and Charger are not included.

## DCL184Z

## Cordless Speed Cleaner



Battery and charger are not included.

Capacity	Cloth Dust Bag / Paper Dust Bag: 500 / 330 mL
Continuous Use (w/ BL1830B) (min.)	Max / High / Normal: 20 / 30 / 80
Max Air Flow	Cleaning: 1.4 m <sup>3</sup> /min
Max Sealed Suction (water column)	5.4 kPa (550 mmH <sub>2</sub> O)
Suction Power	Max / High / Normal: 38 / 23 / 5 W
Max Air Velocity	Blowing: 100 m/s
Vibration Level	0.4 m/s <sup>2</sup>
Noise Level	Max / High / Normal: 68 / 65 / 58 dB(A)
Dimensions (L x W x H) w/ BL1830B / BL1840B / BL1850B / BL1860B	365 x 138 x 202 mm (14-3/8 x 5-7/16 x 8")
Net weight	1.8 - 2.2 kg (4.0 - 4.9 lbs.)

## DVC750LZ

## Cordless Portable Vacuum Cleaner



Capacity	Dust / Water: 7.5 / 4.5 L
Continuous Use (minutes)	w/ BL1860B (High): 35 w/ BL1860B (Low): 70
Max Sealed Suction	6.7 kPa
Air Flow	57 CFM
Max Air Flow	1.6 m <sup>3</sup> /min
Waterlift	27"
Suction Power	High / Low: 50 / 25 W
Dimensions (LxWxH)	418x251x278 mm (16-1/2"x9-7/8"x11")
Net Weight	4.3 - 4.6 kg (9.4 - 10.1 lbs.)

Battery and charger are not included.

## DRC200Z



## Robotic Cleaner

Capacity	w/ BL1850B x2: 200 w/ BL1830B x2: 120
Continuous Use (min.)	w/ BL1850B x2: 30-65
Max cleaning area	w/ BL1850B x2: 500 m <sup>2</sup> w/ BL1830B x2: 300 m <sup>2</sup>
Max running speed	0.3 m/sec
Dust Box Capacity	2.5 L
Dimensions (L x W x H)	460x460x180 mm (18-1/8"x18-1/8"x1-1/8")
Net weight	7.8 kg (16.1 lbs.)

Battery and charger are not included.

## DVC150LZ



## Cordless Vacuum Cleaner

Capacity	Dust / Water: 15 / 12 L
Continuous Use (min.)	w/ BL1850B x2: 30-65
Max Sealed Suction	AC / DC: 24 / 9 kPa
Air Flow	127 CFM / 74 CFM
Max Air Flow	AC / DC: 3.6 / 2.1 m <sup>3</sup> /min
Waterlift	96" AC / 36" DC
Vibration Level	2.5 m/s <sup>2</sup> or less
Max Suction Power	AC / DC: 320 / 70 W
Dimensions (L x W x H)	366x334x421 mm (14-3/8"x13-1/8"x16-1/2")
Net weight	8.9 - 9.6 kg (19.7 - 21.1 lbs.)

Battery and charger are not included.

## DVC152LZ



## Cordless Vacuum Cleaner

Capacity	Dust / Water: 15 / 12 L
Continuous Use (min.)	w/ BL1850B x2: 40-100
Max Sealed Suction	DC: 9.8 kPa
Air Flow	74 CFM
Max Air Flow	DC: 2.1 m <sup>3</sup> /min
Waterlift	39"
Max Suction Power	DC: 90 W
Dimensions (L x W x H)	366x334x421 mm (14-3/8"x13-1/8"x16-1/2")
Net weight	7.3 - 7.9 kg (16.0 - 17.4 lbs.)

Battery and charger are not included.

## DVC153LZ



## Cordless Vacuum Cleaner

Capacity	Dust: 15 L
Continuous Use (min.)	w/ BL1850B x2: 40-100
Max Sealed Suction	DC: 9.8 kPa
Air Flow	74 CFM
Max Air Flow	DC: 2.1 m <sup>3</sup> /min
Waterlift	39"
Vibration Level	2.5 m/s <sup>2</sup> or less
Max Suction Power	DC: 90 W
Dimensions (L x W x H)	366x334x421 mm (14-3/8"x13-1/8"x16-1/2")
Net weight	8.0 - 8.6 kg (17.6 - 19.0 lbs.)

Battery and charger are not included.

## DVC155Z



## Cordless Vacuum Cleaner

Capacity	Dust/Water: 15/12L
Max Air Flow	2.1 m <sup>3</sup> /min
Max Sealed Suction (water column)	11 kPa
Suction Power	105 W
Dimensions (L x W x H)	366x334x421 mm (14-3/8"x13-1/8"x16-1/2")
Net weight	7.2 - 7.9 kg (15.9 - 17.4 lbs.)

Battery and charger are not included.

## DVC156Z



## Cordless Vacuum Cleaner

Capacity	Dust/Water: 15/L
Max Air Flow	2.1 m <sup>3</sup> /min
Max Sealed Suction (water column)	11 kPa
Suction Power	105 W
Dimensions (L x W x H)	366x334x421 mm (14-3/8"x13-1/8"x16-1/2")
Net weight	7.3 - 8.0 kg (16.1 - 17.6 lbs.)

Battery and charger are not included.

## DVC157Z



## Cordless Vacuum Cleaner

Capacity	Dust/Water: 15/L
Max Air Flow	2.1 m <sup>3</sup> /min
Max Sealed Suction (water column)	11 kPa
Suction Power	105 W
Dimensions (L x W x H)	366x334x421 mm (14-3/8"x13-1/8"x16-1/2")
Net weight	8.0 - 8.6 kg (17.6 - 19.0 lbs.)

Battery and charger are not included.

## VC2000L



## Vacuum Cleaner

Continuous rating input	1,000W
Max Sealed Suction	21.0 kPa
Tank Capacity	20 L
Dimensions (L x W x H)	390 x 385 x 505 mm
Net weight	7.5 kg (N/A lbs.)
Power supply cord	552x398x685mm (21-3/4"x15-5/8"x27")

## VC3210L



## Vacuum Cleaner (Wet &amp; Dry)

173

Continuous rating input	1,050W
Max Peak Air Flow	2.0m <sup>3</sup> / min
Max Sealed Suction (Water Column)	22.0kPa (2,240mmH <sub>2</sub> O)
Tank Capacity	Dust : 32L Water : 27L
Dimensions (LxWxH)	552x398x685mm (21-3/4"x15-5/8"x27")
Net Weight	14.5Kg (32.0lbs)

## VC4210L



## Vacuum Cleaner (Wet &amp; Dry)

Max Peak Air Flow	4.5 m <sup>3</sup> - min
Max Sealed Suction	25.0 kPa
Sound level	60 dB(A)
Tank Capacity	Dust: 34 L / Water: 30 L
Power supply cord	7.5 m (24.6 ft)
Dimensions (LxWxH)	565 x 385 x 605 mm
Net Weight	16 kg (35.3 lbs.)



# OUTDOOR POWER EQUIPMENT

**Makita**

**RULE THE OUTDOORS**

## UB101DZ

### Cordless Blower



Max Air Volume	2.6 m <sup>3</sup> /min
Max Air Velocity	56 m/s
Avg. Air Velocity	45 m/s
Max Sealed Suction	N/A kPa
No Load Speed (RPM)	0 - 15,800
Blowing Force	1.6 N
Run Time (min)	w/ BL1016, High / Mid / Low: 7 / 20 / 45
Dimensions (L x W x H)	w/ BL1016/BL1021B: 849 x 155 x 184 mm (33-1/2 x 6-1/8 x 7-1/4") w/ BL1041B: 852 x 155 x 202 mm (33-1/2 x 6-1/8 x 8")
Net weight	1.4 - 1.9 kg (3.1 - 4.2 lbs.)

**CX1**

Battery and charger are not included

## DUB186Z

### Blower



Max Air Volume	3.2 m <sup>3</sup> /min
Max Air Velocity	68 m/s
No Load Speed (RPM)	0 - 18,000
Run Time (min)	w/ BL1850(B), High / Mid / Low: 20 / 50 / 130 w/ BL1850(B), High / Mid / Low: 12 / 30 / 80
Sound Pressure Level	82.5 dB(A)
Vibration Level	Operation w/o Load: 2.5 m/s <sup>2</sup> or less
Dimensions (L x W x H)	w/ BL1815N / BL1820B: 859 x 156 x 195 mm (33-3/4 x 6-1/8 x 7-5/8") w/ BL1830B / BL1840B / BL1850B / BL1860B: 861 x 156 x 210 mm (34 x 6-1/8 x 8-1/4")
Net weight	1.6 - 2.1 kg (3.5 - 4.6 lbs.)

Battery and charger are not included

## Outdoor power equipment

2022 | 2023 CATALOG

GO GREEN

## DUB184Z

### Blower



Battery and charger are not included

Max Air Volume	13.0 m <sup>3</sup> /min (459 CFM)
Max Air Velocity	52.1 m/s (116 MPH)
No Load Speed (RPM)	0 - 18,000
Blowing Force	10.9 N
Sound Pressure Level	86.6 dB(A)
Sound Power Level	93.5 dB(A)
Vibration Level	2.5 m/s <sup>2</sup> or less
Dimensions (L x W x H)	w/ BL1830B / BL1840B / BL1850B / BL1860B: 825x160x285 mm (32-1/2"x6-5/16"x11-1/4")
Net weight	2.5 - 3.0 kg (5.4 - 6.7 lbs.)

## UB001GZ

### Blower



Battery and charger are not included

Max Air Volume	Cruise Control Mode: 0 - 13.5 m <sup>3</sup> /min Boost Mode: 16.0 m <sup>3</sup> /min
Max Air Velocity	Cruise Control Mode: 53 m/s Boost Mode: 64 m/s
Avg. Air Velocity	Cruise Control Mode: 0 - 44 m/s Boost Mode: 53.5 m/s
Blowing Force	Cruise Control Mode: 0 - 12 N Boost Mode: 17 N
No Load Speed (RPM)	Cruise Control Mode: 0 - 20,000 Boost Mode: 23,000
Continuous Use (min.)	Cruise Control Mode w/ BL4050F: 15 Boost Mode w/ BL4050F: 8
Dimensions (L x W x H)	w/ BL4040: 917 - 1,017 x 167 x 297 mm (36 - 40 x 6-9/16 x 11-3/4")
Net weight	3.1 - 3.9 kg (6.8 - 8.6 lbs.)

## UB001CZ

### Blower



Battery and charger are not included

Max Air Volume	Cruise Control Mode: 0 - 15.0 m <sup>3</sup> /min Boost Mode: 17.6 m <sup>3</sup> /min
Max Air Velocity	Cruise Control Mode: 0 - 60 m/s Boost Mode: 70 m/s
Avg. Air Velocity	Cruise Control Mode: 0 - 60 m/s Boost Mode: 70 m/s
Blowing Force	Cruise Control Mode: 0 - 15.0 N Boost Mode: 20.0 N
No Load Speed (RPM)	Cruise Control Mode: 0 - 21,000 Boost Mode: 24,000
Continuous Use (min.)	Cruise Control Mode w/ PDC01 (BL1860B x4): 28
Dimensions (L x W x H)	w/ PDC1200: 90 Boost Mode w/ PDC01 (BL1860B x4): 17 Boost Mode w/ PDC1200: 60 w/ Nozzle: 960 - 1,060 x 295 x 180 mm (37-3/4 - 41-3/4 x 11-1/2 x 7") w/o Nozzle: 715 x 295 x 180 mm (28-1/8 x 11-1/2 x 7")
Net weight	2.6 - 2.9 kg (5.7 - 6.5 lbs.)

## DUB363Z

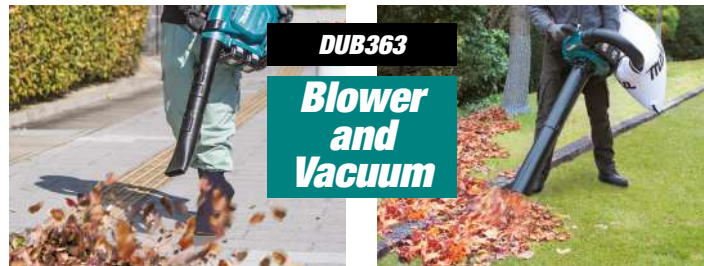
### Cordless Blower



Battery and charger are not included

Max Air Volume	13.4 m <sup>3</sup> /min (473 CFM)
Max Air Velocity	65 m/s
No Load Speed (RPM)	0 - 7,850
Blowing Force	14.4 N
Dimensions (L x W x H)	w/ 3-Stage Telescopic Long Nozzle: 737/786/836x200x415 mm (7-7/16"/31"733"x7-7/8"x16-3/8")
Net weight	4.5 - 6.6 kg (9.9 - 14.6 lbs.)

Battery and charger are not included



**DUB363**  
**Blower and Vacuum**

**Makita**

Makita reserves the right to change the specifications of parts and accessories without prior notice. Standard equipment, specification and photography may vary. The accessories may not be included from the origin with the tools although they are indicated in this catalog.

Makita reserves the right to change the specifications of parts and accessories without prior notice. Standard equipment, specification and photography may vary. The accessories may not be included from the origin with the tools although they are indicated in this catalog.

**Makita**



## DUX18Z

## Cordless Multi Function Power Head Max output 470W



No Load Speed (RPM)	High: 0 - 9,700 Medium: 0 - 8,200 Low: 0 - 5,700
Max Output	High: 0 - 9,700, Low: 0 - 6,800 RPM
Dimensions (L x W x H)	w/o Battery: 977 x 225 x 175 mm (38-1/2 x 8-7/8 x 6-7/8")
Net weight	2.8 - 10.3 kg (6.2 - 22.7 lbs.)

Battery and charger are not included

## DUX60Z

## Cordless Multi Function Power Head Max output 0.6kW



No Load Speed (RPM)	High: 0 - 9,700 Medium: 0 - 8,200 Low: 0 - 5,700
Max Output	600 W
Dimensions (L x W x H)	1,011 x 320 x 216 mm (39-3/4 x 12-5/8 x 8-1/2")
Net weight	4.1 - 8.7 kg (8.9 - 19.2 lbs.)

Battery and charger are not included

## UX01GZ

## Cordless Multi Function Power Head Max output 1.0kW



No Load Speed (RPM)	High: 0 - 9,700 Medium: 0 - 8,200 Low: 0 - 5,700
Max Output	1000 W
Dimensions (L x W x H)	1,027 x 320 x 209 mm (40-1/4 x 12-5/8 x 8-1/4")
Net weight	4.2 - 12.6 kg (9.3 - 27.8 lbs.)

Battery and charger are not included

## DUR368AZ/LZ

## Cordless Grass Trimmer



Cutting Width	Metal Blade: 230 mm (9")	Trimmer Head: 350 mm (13-3/4")
	Plastic Blade: 255 mm (10")	
No Load Speed (RPM)	Manual mode: High / Med / Low: 6,500 / 5,300 / 3,500	
Spindle Size	M10 x 1.25 LH	
Dimensions (LxWxH)	1,758x615x442 mm (69-1/4"x24-1/4"x17-3/8")	
Net Weight	4.1 - 4.7 kg (9.0 - 10.5 lbs.)	

Battery and charger are not included.

## DUR190UZ/LZ

## Cordless Grass Trimmer



Cutting Width	Trimmer Head: 300 mm (11-3/4")
	Metal Blade: 230 mm (9")
	Plastic Blade: 255 mm (10")
No Load Speed (RPM)	3,500 - 6,000
Spindle Size	M10 x 1.25 LH
Dimensions (L x W x H)	1,834x348x236 mm (72-1/4"x13-3/4"x9-1/4")
Net weight	2.9 - 3.3 kg (6.5 - 7.2 lbs.)

Battery and charger are not included

## DUR192LZ

## Grass Trimmer



Cutting Width	Nylon Cutting Head: 300 mm (11-3/4")
No Load Speed (RPM)	High / Low: 0 - 4,500 / 0 - 6,000
Spindle Size	M10 x 1.25 LH
Max Output	460 W
Max Run Time (min)	High / Low, w/ 300 mm (11-3/4") Nylon Cutting Head, w/ Load, w/ BL1850B: 18 / 34 High / Low, w/ 300 mm (11-3/4") Nylon Cutting Head, w/o Load, w/ BL1850B: 46 / 97 High / Low, w/ 330 mm (13") Nylon Cutting Head, w/ Load, w/ BL1850B: 11 / 16 High / Low, w/ 330 mm (13") Nylon Cutting Head, w/o Load, w/ BL1850B: 33 / 70
Dimensions (L x W x H)	w/o Nylon Cutting Head, w/o Battery: 1,623 x 186 x 246 mm (64 x 7-3/8 x 9-11/16")
Net weight	2.6 - 3.0 kg (5.7 - 6.6 lbs.)

Battery and charger are not included

## UR101CZ

## Cordless Grass Trimmer



Cutting Width	Metal Blade: 255 mm (10")
	Plastic Blade: 305 mm (12")
Nylon Cutting Head: 430 mm (17")	
No Load Speed (RPM)	Metal Blade (3 / 2 / 1): 0 - 7,000 / 0 - 5,500 / 0 - 4,600 Nylon Cutting Head (3 / 2 / 1): 0 - 5,500 / 0 - 5,000 / 0 - 4,600
Spindle Size	M10 x 1.25 LH
Dimensions (L x W x H)	1,760 x 628 x 550 mm (69-1/4 x 24-3/4 x 21-5/8")
Net weight	5.2 kg (11.5 lbs.)

Battery and charger are not included

## UR002GZ

## Cordless 3-Speed Grass Trimmer



Cutting Width	Metal Blade: 230 mm (9")	Nylon Cutting Head: 350 mm (13-3/4")
	Plastic Blade: 255 mm (10")	
No Load Speed (RPM)	High / Mid / Low: 0 - 6,500 / 5,300 / 3,500	
Spindle Size	M10 x 1.25 LH	
Max Output	550 W	
Run Time, w/ Metal Blade, w/ Load (min)	w/ BL4050F High / Mid / Low: 55 / 76 / 105	
Run Time, w/ Nylon Cutting Head, w/ Load (min)	w/ BL4050F High / Mid / Low: 31 / 53 / 92	
Run Time, w/ Plastic Blade, w/ Load (min)	w/ BL4050F High / Mid / Low: 43 / 57 / 88	
Dimensions (L x W x H)	w/o Cutting Tool, w/ BL4042: 1,735 x 630 x 500 mm (68-1/4 x 24-3/4 x 19-3/4")	
Net weight	4.6 - 5.3 kg (10.1 - 11.6 lbs.)	

Battery and charger are not included

## UR003GZ

Cordless 3-Speed Grass Trimmer  
Loop Handle

Cutting Width	Metal Blade: 230 mm (9")	Nylon Cutting Head: 350 mm (13-3/4")
	TCT Saw Blade: 255 mm (10")	
No Load Speed (RPM)	High / Mid / Low: 0 - 6,500 / 5,300 / 3,500	
Spindle Size	M10 x 1.25 LH	
Max Output	550 W	
Run Time, w/ Metal Blade, w/ Load (min)	w/ BL4050F High / Mid / Low: 55 / 76 / 105	
Run Time, w/ Nylon Cutting Head, w/ Load (min)	w/ BL4050F High / Mid / Low: 31 / 53 / 92	
Run Time, w/ Plastic Blade, w/ Load (min)	w/ BL4050F High / Mid / Low: 43 / 57 / 88	
Dimensions (L x W x H)	w/o Cutting Tool, w/o Battery: 1,735 x 355 x 230 mm (68-1/4 x 14 x 9")	
Net weight	4.1 - 4.7 kg (9.0 - 10.4 lbs.)	

Battery and charger are not included

## UR006GZ

Cordless 3-Speed Grass Trimmer  
Bike Handle

Cutting Width	Metal Blade: 255 mm (10")	Plastic Blade: 305 mm (12")
	Nylon Cutting Head: 430 mm (17")	
	Metal Blade (3 / 2 / 1): 0 - 7,000 / 0 - 5,500 / 0 - 4,600	
No Load Speed (RPM)	Plastic Blade (305 mm) (3 / 2 / 1): 0 - 7,000 / 0 - 5,500 / 0 - 4,600	
Spindle Size	M10 x 1.25 LH	
Max Output	1,000 W	
Dimensions (L x W x H)	w/o Cutting Tool, w/o Battery: 1,815 x 677 x 540 mm (71-1/2 x 26-3/4 x 21-1/4")	
Net weight	5.7 - 6.3 kg (12.6 - 13.9 lbs.)	

Battery and charger are not included

## DUH523Z

LXT



## Cordless Hedge Trimmer

Blade Length	520 mm (20-1/2")
Strokes Per Minute (SPM)	2,700
Sound Pressure Level	77 dB(A)
Sound Power Level	84.3 dB(A)
Vibration Level	2.5 m/s <sup>2</sup>
Dimensions (L x W x H)	938x195x193 mm (37"x7-5/8"x7-5/8")
Net weight	3.0 - 3.4 kg (6.7 - 7.5 lbs.)

Battery and Charger are not included

## DUH601Z

XPT

LXT  
BL  
MOTORCordless Hedge Trimmer  
600mm (23-5/8")

Blade length	600mm (23-5/8")
Strokes per minute (SPM)	High / Med / Low: 0 - 4,400 / 0 - 3,600 / 0 - 2,000
Dimensions (LxWxH)	1,121x192x225 mm (44-1/8"x7-1/2"x8-7/8")
Net Weight	4.0 - 4.3 kg (8.8 - 9.4 lbs.)

● Blade cover

Battery and charger are not included.

## DUH651Z

LXT



XPT

Cordless Hedge Trimmer  
650mm (25-1/2")

Blade Length	650 mm (25-1/2")
Strokes Per Minute (SPM)	2,000 - 3,600
Tooth Spacing	36 mm (1-7/16")
Sound Pressure Level	82 dB(A)
Vibration Level	2.5 m/s <sup>2</sup> or less
Dimensions (LxWxH)	1,135x225x200 mm (44-3/4"x8-7/8"x7-7/8")
Net Weight	4.7 - 5.5 kg (10.3 - 12.0 lbs.)

Battery and charger are not included.

## UH006GZ

XGT



XPT

NEW

Battery and Charger  
are not includedCordless Hedge Trimmer  
60 cm (23-5/8")

Effective Cutting Length	602 mm (23-3/4")
Max Cutting Capacity	25.0 mm (1")
Blade Length	600 mm (23-5/8")
Tooth Spacing	38 mm (1-1/2")
Tooth Thickness	2.4 mm (3/32")
Strokes Per Minute (SPM)	High / Mid / Low: 4,000 / 3,000 / 2,000
Continuous Use (min.)	w/ BL4040 (High): 65 w/ BL4040 (Low): 195
Max Output	720 W
Dimensions (L x W x H)	w/ Battery: 1,123 x 223 x 191 mm (44-1/2 x 8-3/4 x 7-1/2")
Net weight	4.4 - 5.0 kg (9.7 - 11.0 lbs.)

## UH008GZ

XGT



XPT

NEW

Battery and Charger  
are not includedCordless Hedge Trimmer  
60 cm (23-5/8")

Effective Cutting Length	623 mm (24-1/2")
Max Cutting Capacity	21.5 mm (7/8")
Blade Length	600 mm (23-5/8")
Tooth Spacing	35 mm (1-3/8")
Tooth Thickness	2.0 mm (1/16")
Strokes Per Minute (SPM)	High / Mid / Low: 5,000 / 3,600 / 2,000
Continuous Use (min.)	w/ BL4040 (High/Low): 80/160
Max Output	720 W
Dimensions (L x W x H)	w/ Battery: 1,120 x 223 x 191 mm (44 x 8-3/4 x 7-1/2")
Net weight	4.3 - 4.9 kg (9.5 - 10.8 lbs.)

## DUN461WZ

LXT



XPT

NEW



## Cordless Pole Hedge Trimmer

460 mm (18-1/8")

Blade Length	460 mm (18-1/8")
Effective Cutting Length	470 mm 18-1/2"
Tooth Spacing	28 mm (1-1/8")
Tooth Thickness	1.5 mm
Max Cutting Capacity	18 mm (11/16")
Continuous Use (min.)	w/ BL1850B: 122
Max Output	250 W
Dimensions (L x W x H)	1,889 - 2,511 x 87 x 134 mm (74-1/2 - 99 x 3-7/16 x 5-1/4")
Net weight	3.0 - 3.3 kg (6.6 - 7.3 lbs.)

Battery and Charger are not included

## DUN500WZ

LXT

BL  
MOTOR

XPT



NEW



## Cordless Pole Hedge Trimmer

Blade Length	500 mm (19-3/4")
Max Cutting Capacity	23.5 mm (15/16")
Sound Pressure Level	81.5 dB(A)
Sound Power Level	92.5 dB(A)
Vibration Level	4.7 m/s <sup>2</sup> / 2.5 m/s <sup>2</sup> or less
Overall length	2,115 mm
Net weight	3.9 - 4.3 kg (8.6 - 9.5 lbs.)

Battery and Charger are not included

## DLM432Z

LXT

LXT  
XPT

## Cordless Lawn Mower

Cutting Width	430mm (17")
Cutting Height	20-75 (13/16" - 2-15/16")
No Load Speed	3,600
Sound Pressure Level	81 dB(A)
Grass Box Capacity	50 (1,690oz)
Dimensions (LxWxH)	760x460x375 (mm)
Net Weight	16.9 Kg (37.2lbs)

Battery and Charger are not included

## DLM530Z

LXT

BL  
MOTOR

XPT



NEW



## Cordless Lawn Mower

Cutting Width	534 mm (21")
Cutting Height	20 - 100 mm (13/16" - 3-15/16")
No Load Speed	2,300 - 2,800
Grass Box Capacity	70 L
Sound Power Level	90.4 dB(A)
Propelling speed	2.5 - 5.0 km/h
Dimensions (LxWxH)	1,630-1,715x590x990-1,190 mm (64"-67-1/2"x23-1/4"x39"-46-3/4")
Net weight	35.9 - 39.7 kg (79.1 - 87.5 lbs.)

Battery and Charger are not included

## DLM532Z

LXT

BL  
MOTOR

XPT



NEW



## Cordless Lawn Mower

Cutting Width	534 mm (21")
Cutting Height	20 - 100 mm (13/16" - 3-15/16")
No Load Speed	2,500 - 3,300
Propelling speed	2.5 - 5.0 km/h
Dimensions (LxWxH)	1,630-1,715x590x990-1,190 mm (64"-67-1/2"x23-1/4"x39"-46-3/4")
Net weight	35.9 - 39.7 kg (79.1 - 87.5 lbs.)

Battery and Charger are not included

## DLM533Z



## Cordless Lawn Mower

Cutting Width	534 mm (21")
Cutting Height	20 - 100 mm (13/16" - 3-15/16")
No Load Speed	2,300 - 2,800
Propelling speed	2.5 - 5.0 km/h
Dimensions (LxWxH)	1,655-1,740x590x990-1,190 mm (65"-68-1/2"x23-1/4"x39"-46-3/4")
Net weight	42.8 - 46.7 kg (94.4 - 103 lbs.)

Battery and Charger are not included.



## DUP362Z



## Battery Powered Pruning Shears

Capacity	Max cutting : 33 mm (1-5/16")
Dimensions (L x W x H)	305x43x106 mm (12"x1-11/16"x4-3/16")
Net weight	0.76 - 0.81 kg (1.7 - 1.8 lbs.)

Battery and charger are not included.



## DUC254Z



## Cordless Chain Saw

Guide Bar Length	250 mm (10")
Chain Pitch / Chain Gauge	3/8" / 1.1 mm (0.043") 3/8" / 1.3 mm (0.050")
Chain Speed	0 - 24 m/s (0 - 1,440 m/min) (0 - 4,720 FPM)
Chain Oil Tank Volume	140 mL
Sound Power Level	103.2 dB(A)
Dimensions (LxWxH)	w/o Guide Bar - 258x184x191 mm (10-1/8"x7-1/4"x7-1/2") w/ 25 cm (10") 30PX Sprocket Nose Bar - 482x184x191 mm (19"x7-1/4"x7-1/2")
Net Weight	2.8 - 3.2 kg (6.2 - 6.9 lbs.)

Battery and charger are not included.



## DUC306Z



## Cordless Chain Saw

Guide Bar Length	300 mm (12")
Chain	Chain Pitch: 3/8"
	Chain Gauge: 1.3 mm (0.05")
Chain Speed	0 - 20 m/s (0 - 1,200 m/min) (0 - 3,940 FPM)
Sound Pressure Level	89 dB(A)
Sound Power Level	103 (A)
Dimensions (LxWxH)	270-651x205x232 mm (10-5/8"-25-5/8"x8-1/8"x9-1/8")
Net Weight	4.6 - 5.1 kg (10.1 - 11.1 lbs.)

Battery and charger are not included.



## DUC355Z



## Cordless Chain Saw

Guide Bar Length	350 mm (14")
Cutting Length	330 mm (13")
Chain Pitch	3/8"
Chain Gauge	1.1 / 1.3 mm (0.043" / 0.050")
Chain Speed	0 - 20 m/s (0 - 1,200 m/min) (0 - 3,940 FPM)
Chain Oil Tank Volume	200 mL
Vibration Level	Cutting Wood: 5.3 m/s <sup>2</sup>
Dimensions (L x W x H)	762x211x235 mm
Net weight	4.7 - 5.4 kg (10.4 - 11.8 lbs.)

Battery and Charger are not included.



## DUC356Z



## Cordless Chain Saw

Guide Bar Length	350 mm (14")
Chain	Chain Pitch: 3/8"
	Chain Gauge: 1.3 mm (0.05")
Chain Speed	0 - 20 m/s (0 - 1,200 m/min) (0 - 3,940 FPM)
Sound Pressure Level	89 dB(A)
Sound Power Level	103 (A)
Dimensions (LxWxH)	270-651x205x232 mm (10-5/8"-25-5/8"x8-1/8"x9-1/8")
Net Weight	4.6 - 5.1 kg (10.1 - 11.1 lbs.)

Battery and charger are not included.



## DUC406Z



## Cordless Chain Saw

Guide Bar Length	400 mm (16")
Chain	Chain Pitch: 3/8"
	Chain Gauge: 1.3 mm (0.05")
Chain Speed	0 - 20 m/s (0 - 1,200 m/min) (0 - 3,940 FPM)
Sound Pressure Level	89 dB(A)
Sound Power Level	103 (A)
Dimensions (LxWxH)	270-651x205x232 mm (10-5/8"-25-5/8"x8-1/8"x9-1/8")
Net Weight	4.6 - 5.1 kg (10.1 - 11.1 lbs.)

Battery and charger are not included.



## DDG460Z



## Cordless Earth Auger

Capacity	Sandy Soil: 200 mm Clay Soil: 150 mm
Chuck Capacity	2 - 13 mm (5/64 - 1/2")
No Load Speed (RPM)	High / Low: 0 - 1,400 / 0 - 350
Max Fastening Torque	High / Low: 48 / 136 N m (430 / 1,210 in.lbs.)
Max Output	1,350 W
Vibration Level	2.5 m/s <sup>2</sup> or less
Dimensions (L x W x H)	w/ BL1830B / BL1840B / BL1850B / BL1860B: 840 x 607 x 223 mm (33 x 23-7/8 x 8-3/4")
Net weight	7.3 - 8.2 kg (16.1 - 18.1 lbs.)

Battery and charger are not included.



## DCU180Z




## Battery Powered Wheelbarrow

Capacity	120 minutes with BL1860B
Max Load Capacity	130Kg (290lbs)
Traveling Speed	Forward, High / Low: 0-3.5/0-1.5km/h Reverse: 0-1km/h
Max. climbing capacity	12°
Dimensions	With hopper (during operation): 1,315x1,060x900mm (51-3/4"x41-3/4"x35-1/2") With hopper (stored): 1,110x820x820mm (43-3/4"x32-1/4"x32-1/4") With carrier (during operation): 1,315x1,060x900mm (51-3/4"x41-3/4"x35-1/2") With carrier (stored): 1,110x820x820mm (43-3/4"x32-1/4"x32-1/4")
Peso neto	39.3-44.8Kg(86.5-98.7lbs)

Battery and charger are not included.







# Life STYLE

RADIOS - JACKETS - FANS - FLASHLIGHTS

OUR QUALITY  
YOUR SOLUTION

## CF002GZ

XGT



### Cordless Fan

Continuous Use (min.) w/o oscillation	w/ BL4040 Low / Mid / High: 1,020 / 640 / 320
Continuous Use (min.) w/ oscillation	w/ BL4040 Low / Mid / High: 970 / 610 / 305
Max Air Velocity	High / Mid / Low: 240 / 170 / 120 m/min
Air Flow	High / Mid / Low: 21 / 15 / 10
Fan Diameter	330 mm (13")
Dimensions (L x W x H)	w/ BL4040: 277 x 439 x 602 mm
Net weight	3.8 - 5.1 kg (8.4 - 11.2 lbs.)

Battery and charger are not included



## Cordless Fans

2022 | 2023 CATALOG

LIFESTYLE

## CF100DZ

CXT



AC Adapter  
Battery and Charger are not included

### Cordless Fan

Continuous use (minutes)	w/ BL1041B Low / Med / High: 630 / 380 / 275
	w/ BL1021B Low / Med / High: 315 / 190 / 135
	w/ BL1016 Low / Med / High: 240 / 145 / 105
Dimensions (LxWxH)	w/ BL1041B: 168x260x252 mm (6-5/8"x10-1/4"x9-7/8")
	w/ BL1016/BL1021B: 149x260x252 mm (5-7/8"x10-1/4"x9-7/8")
	w/o Battery: 148x260x252 mm (5-7/8"x10-1/4"x9-7/8")
3 Settings	High 180 m/s, Medium 150 m/s, Low 120 m/s
Air Flow	4.6 / 3.8 / 3.0 m <sup>3</sup> /min
Max air Velocity	180 / 150 / 120 m/min
Fan diameter	180 mm (7-1/8")

## CF101DZ

### Cordless Fan



AC Adapter  
Battery and Charger are not included

Continuous use (minutes)	w/ BL1041B Low / Med / High: 630 / 380 / 275
	w/ BL1021B Low / Med / High: 315 / 190 / 135
	w/ BL1016 Low / Med / High: 240 / 145 / 105
Air Flow	High / Med / Low: 4.6 / 3.8 / 3.0 m <sup>3</sup> /min
Max air Velocity	180 / 150 / 120 m/min
Fan diameter	180mm (7-1/8")
Dimensions (LxWxH)	185x260x284 mm (7-1/4"x10-1/4"x11-1/8")
Net Weight	1.3 - 1.7 kg (2.8 - 3.8 lbs.)

## DCF102Z

### Cordless Fan



AC Adapter  
Battery and Charger are not included

Continuous use (minutes)	w/ BL1860B Low / Med / High: 1,270 / 705 / 575
	w/ BL1815N Low / Med / High: 295 / 165 / 135
	w/ BL1460B Low / Med / High: 860 / 465 / 365
	w/ BL1415N Low / Med / High: 245 / 135 / 105
Air Flow	High / Med / Low: 4.6 / 3.8 / 3.0 m <sup>3</sup> /min
Dimensions	185x272x284 mm (7-1/4"x10-3/10"x11-1/8")
Max air Velocity	180 / 150 / 120 m/min
Dimensions	185x272x284 mm (7-1/4"x10-3/10"x11-1/8")
Fan diameter	180mm (7-1/8")

## DCF203Z

### Cordless Fan



AC Adapter  
Battery and Charger are not included

Continuous use (minutes)	w/ BL1850B Low / Medium / High: 960 / 580 / 360
Air Flow	High / Med / Low: 5.2 / 6.5 / 8.2 m <sup>3</sup> /min
Max Air Velocity	High / Mid / Low: 190 / 150 / 120 m/min
Dimensions	235mm (9-1/4")
Dimensions (LxWxH)	140x333x447 mm (5-1/2"x13"x16-1/2")
Net Weight	1.9 - 2.6 kg (4.2 - 5.6 lbs.)

## CF001GZ

XGT



### Cordless Fan

Continuous Use (min.) w/o oscillation	w/ BL4040 Low / Mid / High: 1,160 / 880 / 660
	w/ BL4025 Low / Mid / High: 730 / 550 / 410
Continuous Use (min.) w/ oscillation	w/ BL4040 Low / Mid / High: 1,055 / 800 / 600
	w/ BL4025 Low / Mid / High: 665 / 500 / 370
Max Air Velocity	Max Air Velocity: High/Mid/Low: 190/150/120 M/min
Air Flow	High / Mid / Low: 8.2 / 6.5 / 5.2 m <sup>3</sup> /min
Fan Diameter	235 mm (9-1/4")
Dimensions (L x W x H)	143x333x463 mm (5-5/8"x13"x18-1/4")
Net weight	2.1 - 3.4 kg (4.6 - 7.5 lbs.)

Battery and charger are not included

# Makita CORDLESS FAN JACKET



**Polyester**  
Water repellent

Stand-up collar

**DFJ210**

Available sizes: L, XL, 2XL

- Mesh pocket for ice pack
- Pen pocket
- Hood with mesh ear design (DFJ211)



**Polyester**  
High-repellency fabric

Stand-up collar with stowaway hood

Casual type **DFJ212**

Available sizes: L

- Insert supporting slider
- Velcro tabs for cuff adjustment
- Drawcord on hem for adjustable fit

**BL LXT CXT**



**Polyester**  
Water repellency, antistatic fabric

Stand-up collar High-visibility type

**DFJ214**

Available sizes: L, XL, 2XL

- Zip fastener with quick release function
- Snap button and rubber shirring for hem adjustment
- Antistatic
- Retroreflective material

**BL LXT CXT**



**Cotton**  
Water absorbency

Stand-up collar

**DFJ310**

Available sizes: L, XL, 2XL

- Mesh pocket for ice pack
- Hood with mesh ear design
- Pen pocket
- Loops for attaching safety pin
- Foldable sleeves



**Titanium-coated polyester**  
UV and IR reflection

Stand-up collar

**DFJ410**

Available sizes: L, XL, 2XL

- Mesh pocket for ice pack
- Hood with mesh ear design
- Pen pocket
- Loops for attaching safety pin
- Foldable sleeves



**Polyester**  
High-repellency fabric

Stand-up collar Vest type

**DFV210**

Available sizes: L, XL

- Shoulder pads
- Insert supporting slider
- Drawcord on hem for adjustable fit



**NEW**  
**Polyester**  
High-repellency fabric

**DFV214**

Available sizes: S, L, XL, 3XL

BATTERY HOLDER TD00000111  
(SOLD SEPARATELY)

- Air circulation inner
- Antibacterial and deodorant lining
- Belt loops
- Breathable water-repellent fabric

**BL LXT CXT XPT**

# JACKET SIZE

Fan Jacket Fan Vest	Asian Size / EU&US Size	S	M	L	XL	2XL	3XL
		Length	62/66	64/68	66/70	68/71	70/72
Shoulder	40/44	42/46	44/48	46/50	48/52	50/54	
Sleeve	79/87	82/90	85/93	88/95	91/97	92/99	
Chest	108/117	113/122	118/127	123/132	128/137	133/142	
Waist	102/111	107/116	112/121	117/126	122/131	127/136	
Length	61/65	63/67	65/69	67/70	69/71	70/72	
Shoulder	43/47	45/49	47/51	49/53	51/55	53/57	
Sleeve	58/62	60/64	62/66	64/67	66/68	66/69	
Chest	109/117	114/122	119/127	124/132	129/137	134/142	
Waist	95-103/ 103-111	100-108/ 108-116	105-113/ 113-121	110-118/ 118-126	115-123/ 123-131	120-128/ 128-136	
Length	64/68	66/70	68/72	70/73	72/74	73/75	
Shoulder	43/47	45/49	47/51	49/53	51/55	53/57	
Sleeve	58/62	60/64	62/66	64/67	66/68	66/69	
Chest	109/117	114/122	119/127	124/132	129/137	134/142	
Waist	95-103/ 103-111	100-108/ 108-116	105-113/ 113-121	110-118/ 118-126	115-123/ 123-131	120-128/ 128-136	
Length	62/68	64/70	66/72	68/74	70/76	72/78	
Shoulder	50/56.5	52/59	54/61.5	56/64	58/66.5	60/69	
Sleeve	52/58	54/60	56/62	58/64	60/66	62/68	
Chest	114/126	118/131	122/136	126/141	130/146	134/151	
Waist	74-105/ 87-113	78-109/ 92-113	82-113/ 97-113	86-117/ 102-113	90-121/ 07-138	94-125/ 112-143	
Length	63/67	65/69	67/71	69/72	71/73	73/74	
Shoulder	39/43	41/45	43/47	45/49	47/51	49/53	
Chest	106/113	111/118	116/123	121/128	126/133	131/138	
Waist	100/107	105/112	110/117	115/122	120/127	125/132	

(in cm)

# BATTERY HOLDER



**198732-2**

**LXT**

Continuous Run Time  
low / medium / high

**29 / 21 / 12 H**  
with BL1950B

WORKS WITH ALL AVAILABLE JACKETS/VESTS EXCEPT DJV214

**DFJ210**

**DFJ310**

**DFJ410**



**198639-2**

**CXT**

Continuous Run Time  
low / medium / high

**13 / 9 / 5 H**  
with BL1041B

WORKS WITH ALL AVAILABLE  
JACKETS/VESTS EXCEPT DJV214

**DFJ212**

**DFJ213**

**DFJ214**

**DFV210**



## ML103Z

12V



CXT

## Cordless LED Worklight

Run Time (hrs)	Up to: 28
Illuminance	50-240 lx
Luminous flux	100 lm
Dimensions (L x W x H)	w/o Battery: 77x54x28 mm (3x2-1/8x1-1/8") w/ BL1016/BL1021B: 87x64x54 mm (3-7/16"x2-1/2"x2-1/8") w/ BL1041B: 87x64x73 mm (3-7/16"x2-1/2"x2-7/8")
Net Weight	0.27 - 0.43 kg (0.6 - 1.0 lbs.)

## ML105Z

NEW



CXT

## LED Flashlight

Lumens: 450 LM, 750 LM  
Lux: 200 LX, 300 LX

Luminous Flux	190 lm
Illuminance	at 1m from the light source: 5,500 lx
Dimensions (L x W x H)	w/ BL1016/BL1021B: 249 x 66 x 93 mm (9-3/4" x 2-5/8" x 3-5/8")
Run time	Up to 14 hrs.
Net weight	0.53 - 0.7 kg (1.2 - 1.5 lbs.)

Battery and charger are not included

## DML186Z

NEW



LXT

## LED Flashlight

Dimensions (L x W x H)	151 x 81 x 61 mm (5-7/8 x 3-1/16 x 2-3/8")
Run time	w/ BL1830 Up to 50 hrs. w/BL1815N Up to 25 hrs
Net weight	0.51 - 0.83 kg (1.1 - 1.8 lbs.)

Battery and charger are not included

## DML808Z

NEW



LXT

## LED Flashlight

Lumens: 190 LM  
Lux: 170-4500 LX

Luminous Flux	190 lm
Illuminance	at 1m from the light source: 170 - 4,500 lx
Dimensions (L x W x H)	w/ BL1815N / BL1820B: 280 x 79 x 101 mm (11 x 3-1/8 x 4")
Lighting capacity (1 meter distance)	170 - 4000 Luxes x m <sup>2</sup>
Net weight	0.73 - 1.09 kg (1.6 - 2.4 lbs.)

Battery and charger are not included

## DML815Z

NEW



LXT

## LED Flashlight

Luminous Flux	160 lm
Illuminance	at 1m from the light source: 3,000 lx
Dimensions (L x W x H)	w/ BL1830B / BL1840B / BL1850B / BL1860B :272x79x116 mm (10-3/4"x3-1/8"x4-9/16")
Net weight	0.26 - 0.93 kg (0.57 - 2.05 lbs.)

Battery and charger are not included

## DML812Z

NEW



LXT

XPT

## Cordless Flashlight

Luminous Flux	Up to 1,250
Illuminance Spot / Flood / Spot-Flood	71,000 / 520 / 51,000 lx
Dimensions (L x W x H)	317x111x121 mm (12-1/2"x4-3/8"x4-3/4")
Net weight	1.2 - 1.6 kg (2.6 - 3.4 lbs.)

Battery &amp; Charger Sold Separately. Power Supply Cord: 2.5 m (8.2 ft)

## ML001GZ

XGT



## LED Flashlight - 160 Lumens

Run Time	Up to: 55 hrs with BL4040
Luminous Flux	160 lm
Illuminance	at 1m from the light source: 3,000 lx
Dimensions (L x W x H)	w/o Battery: 232 x 88 x 92 mm (9-1/8 x 3-1/2 x 3-5/8") w/ BL4020 / BL4025: 281 x 88 x 121 mm (11-1/8 x 3-1/2 x 4-3/4") w/ BL4040: 287 x 88 x 136 mm (11-1/4 x 3-1/2 x 5-3/8")
Net weight	0.28 - 1.3 kg (0.62 - 2.9 lbs.)

Battery and charger are not included

## DML806Z

NEW



LXT

## LED Work Light

Luminous Flux	Full brightness: 620	Half brightness: 310
Illuminance	Half brightness 280	Full brightness 310
Run time	Up to 71 hours	
Dimensions (L x W x H)	365 x 78 x 119 mm (14-3/8 x 3-1/16 x 4-11/16")	
Net weight	0.69 - 1.1 kg (1.5 - 2.4 lbs.)	

Battery and charger are not included

## ML002GZ

XGT



NEW

## LED Work Light

Luminous Flux	Full brightness: 340 lm	Half brightness: 310 lm
Illuminance (High / Low)	Full brightness: 710 lx	Half brightness: 340 lx
Dimensions (L x W x H)	376 x 86 x 137 mm (14-3/4 x 3-3/8 x 5-3/8")	
Run time	Up to 51 hrs.	
Net weight	0.46 - 1.5 kg (1.0 - 3.3 lbs.)	

Battery and charger are not included

## DML805Z

LXT



## Corded and Cordless LED Worklight

Continuous Use (hours)	17
Illuminance	at 0.5m from the light source: HI: 1,150 lx. Lo: 750lx a 1m from the light source: HI: 300 lx. Lo: 200 lx
Luminous flux	HI: 750 lm. Lo: 450lm.
Net Weight	2.3Kg (5.2lbs)



## DML811Z



## Cordless Worklight

Illuminance (High / Med / Low)	at 1m from the light source: 1,800 / 800 / 350 lx
	at 3m from the light source: 200 / 100 / 40 lx
	at 5m from the light source: 85 / 40 / 17 lx
Luminous Flux	High / Med / Low: 3,000 / 1,500 / 750 lm
Run Time (hrs)	Up to: 13
Dimensions (L x W x H)	w/ Handle in Retracted Position: 249x302x271 mm (9-3/4"x11-7/8"x10-5/8") w/ Handle in Upright Position: 249x302x361 mm (9-3/4"x11-7/8"x14-1/4")
Net weight	4.1 - 4.8 kg (9.0 - 10.5 lbs.)

Battery &amp; Charger Sold Separately. Power Supply Cord: 2.5 m (8.2 ft)

## DML809Z



## Cordless Worklight

Illuminance (High / Med / Low)	at 1m from the light source: 3,800 / 1,500 / 800 lx
	at 3m from the light source: 380 / 150 / 80 lx
	at 5m from the light source: 150 / 60 / 30 lx
Luminous Flux	High / Med / Low: 10,000 / 4,000 / 2,000 lm
Run Time (hrs)	Up to: 8.5
Dimensions (L x W x H)	w/ Handle in Retracted Position: 249x370x278 mm (9-3/4"x14-1/2"x11") w/ Handle in Upright Position: 249x370x370 mm (9-3/4"x14-1/2"x14-1/2")
Net weight	5.7 - 7.0 kg (12.6 - 15.4 lbs.)

Battery &amp; Charger Sold Separately. Power Supply Cord: 2.5 m (8.2 ft)

## ML003GZ



## LED Work Light

Luminous Flux	1,100 / 450 lm
Illuminance	at 1m from the light source: 500 / 200 lx
	at 0.5m from the light source: 1,900 / 800 lx
Run time	Up to: 22 (Low mode, with BL4040)
Dimensions (L x W x H)	w/ Handle in Retracted Position: 249x298x280mm (9-3/4"x11-3/4"x11")
	w/ Handle in Upright Position: 249x298x386 mm (9-3/4"x11-3/4"x15-1/4")
Net weight	3.7 - 4.7 kg (8.2 - 10.4 lbs.)

Battery and charger are not included

## DML810Z



## Cordless Area Worklight

Illuminance (High / Med / Low)	at 1m from the light source: 550 / 300 / 150 lx
	at 3m from the light source: 90/50/25lx
	at 5m from the light source: 50/25/10lx
Luminous Flux	High / Med / Low: 5,500 / 3,000 / 1,500 lm
Run Time (hrs)	Up to: 18
Dimensions (L x W x H)	20x420x787 mm (16-1/2"x16-1/2"x31")
Net weight	13.9 - 15.3 kg (30.6 - 33.7 lbs.)

Battery &amp; Charger Sold Separately. Power Supply Cord: 2.5 m (8.2 ft)



## MR052Z



## Job Site Radio

Frequency band	FM / AM: 87.5-108MHz/533-1.710kHz
Continuous use (Hours)	con BL1040B: 30 / BL1020B: 15 / BL1015: 11
Dimensions (LxWxH)	169x73x74mm (6-5/8x2-7/8x2-15/16")
Net Weight	0.56kg (1.2lbs)

Battery and charger are not included

## DMR114Z



## Job Site Radio

12Vmax-18V / AC

Bluetooth	Compatible Bluetooth Profile: A2DP
Dimensions (L x W x H)	w/ Handle in Retracted Position: 268 x 164 x 295 mm (10-1/2 x 6-1/2 x 11-5/8")
	268 x 164 x 295 mm (10-1/2 x 6-1/2 x 11-5/8")
Frequency Band	FM / AM: 87.5 - 108 MHz / 522 - 1710 kHz
Max Output	12Vmax: 2 W x2 + 10 W    14.4V: 3 W x2    18V: 5 W x2 + 25 W
Speaker Size	Bottom:: Dia. 101.6 mm    Sides: Dia. 63.5 mm x2
Net weight	5.1 - 5.6 kg (11.3 - 12.3 lbs.)

● AC Adaptor.

Battery and charger are not included

## DMR300Z



## Job Site Radio

Frequency Band	FM / AM: 87.5 - 108 MHz / 520 - 1,710 kHz
Speaker Size	Woofer: Ø89 mm x2
Bluetooth	Version: 4.2
	Max Transmission Range (Optimum): 30 m (98 ft)
Dimensions (L x W x H)	285x185x305 mm (11-1/4"x7-1/4"x12")
Net weight	4.4 kg (9.7 lbs.)

Dimensions (with carry handle in upright position)  
Battery and charger are not included

## MR001GZ



## Cordless Job Site Radio

Frequency band	FM / AM: 87.5 - 108 MHz / 522 - 1,710 kHz
Speaker Size	Dia. 89 mm x2
Max Output	40Vmax / 18V / 14.4V / 12Vmax / AC: 5 / 3.5 / 2.2 / 1.2 / 1.2 W x2
Run Time (hrs)	w/ BL4040 / BL4025 / BL4020: 30 / 18.5 / 14.5
Dimensions (L x W x H)	w/ Handle in Retracted Position: 280 x 171 x 298 mm (11 x 6-3/4 x 11-3/4")
	w/o Battery: 4.3 kg (9.5 lbs.)
Net Weight	

Battery and charger are not included



## MP100DZ



CXT

## Cordless Inflator

Air Pressure	830 kPa
Max pumping capacity	10 l/min
Air Discharge Amount	200 kPa: 10 L/min
Hose Length	65 cm (25-1/2")
Dimensions (L x W x H)	w/ BL1016/BL1021B: 235x74x173 mm (9-1/4"x2-15/16"x6-13/16") w/ BL1041B: 255x74x173 mm (10"x2-15/16"x6-13/16")
Net weight	1.2 - 1.3 kg (2.6 - 3.0 lbs.)

Battery and charger are not included.



## DMP180Z



LXT

## Cordless Inflator

Max Air Pressure	830 kPa (121 PSI) [8.3 bar]
Air Discharge Amount	200 kPa: 10 L/min
Hose Length	65 cm (25-1/2")
Dimensions (L x W x H)	w/ BL1830B / BL1840B / BL1850B / BL1860B: 270x76x175 mm (10-5/8"x3"x6-7/8")
Net weight	1.4 - 1.7 kg (3.1 - 3.8 lbs.)

Battery and charger are not included.



## DMP181Z



LXT

## Cordless Inflator

Max Air Pressure	1,110 kPa (161 PSI)
Air Discharge Amount	200 kPa: 22 L/min
Hose Length	65 cm (25-1/2")
Dimensions (L x W x H)	w/o Battery: 272 x 108 x 231 mm (10-3/4" x 4-1/4" x 9-1/8")
Net weight	2.5 - 2.8 kg (5.5 - 6.2 lbs.)

Battery and charger are not included.

XPT BL MOTOR

## MP001GZ



XGT

## Cordless Inflator

Max Air Pressure	1,110 kPa (161 PSI)
Air Discharge Amount	200 kPa: 24 L/min
Hose Length	65 cm (25-1/2")
Vibration Level	3.8 m/s <sup>2</sup>
Vibration K Factor	1.5 m/s <sup>2</sup>
Sound Pressure Level	71 dB(A)
Noise K Factor	3 dB(A)
Dimensions (L x W x H)	w/o Battery: 272 x 108 x 231 mm (10-3/4" x 4-1/4" x 9-1/8")
Net weight	2.9 - 3.5 kg (6.4 - 7.7 lbs.)

Battery and charger are not included.

## ADP05

18V



LXT

## Adapter for USB

USB Port	2 (A type)
Dimensions (LxWxH)	102x72x43mm (4"x2-13/16"x1-11/16")
Net Weight	BL1815N: 0.46kg (1.0lbs), BL1860B: 0.71kg (1.6lbs) BL1415N: 0.40kg (0.9lbs), BL1450: 0.60kg (1.3lbs)

Battery and charger are not included.

## DCW180Z



LXT

## Cordless Cooler &amp; Warmer Box

Capacity	20 L (5.3 gal)
Cooling Capacity	-18 / -10 / 0 / 5 / 10°C (0 / 15 / 30 / 40 / 50°F)
Warming Capacity	55 / 60°C (130 / 140°F)
Run Time (hrs)	w/ BL1860B X2: -18 / 5 / 60°C: 5 / 17 / 4
Cord Length	AC Adapter / Cigar Socket Cable: 2 / 2.5 m (6.5 / 8.2 ft)
Thermal Insulation Thickness	33 mm
Dimensions (L x W x H)	623 x 341 x 371.5 mm (24-1/2" x 13-3/8" x 14-5/8")
Net weight	13.3 - 14.3 kg (29.3 - 32.0 lbs.)

Battery and charger are not included.



DCW180

## CW001GZ

XGT



## Cordless Cooler &amp; Warmer Box

Capacity	20 L (5.3 gal)
Cooling Capacity	-18 / -15 / -10 / -5 / 0 / 5 / 10°C (0 / 5 / 15 / 25 / 30 / 40 / 50°F)
Warming Capacity	30 / 35 / 40 / 45 / 50 / 55 / 60°C (85 / 95 / 105 / 115 / 120 / 130 / 140°F)
Cord Length	AC Adapter / Cigar Socket Cable: 2 / 2.5 m (6.5 / 8.2 ft)
Thermal Insulation Thickness	33 mm
Dimensions (L x W x H)	663 x 341 x 372 mm (26-1/8" x 13-3/8" x 14-5/8")
Net weight	13.8 - 16.1 kg (30.4 - 35.5 lbs.)

Battery and charger are not included.

## DCM501Z



CXT

## Cordless Coffee Maker

Water Tank Capacity	240 mL
Compatible Cafe Pod Typ	60 mm
Dimensions (L x W x H)	w/ BL1041B: 243x185x218 mm (9-9/16"x7-5/16"x8-9/16") w/ BL1830B / BL1840B / BL1850B / BL1860B: 243x187x218 mm (9-9/16"x7-3/8"x8-9/16")
Net weight	1.9 - 2.2 kg (4.1 - 4.8 lbs.)

Battery and charger are not included.

● Mug, Measuring Spoon



# CORDED POWER TOOLS

**Makita**

Drilling and Fastening

2022 | 2023 CATALOG

6413



Drill

75

Chuck Capacity	1.5 - 10 mm (1/16 - 3/8")
Continuous Rating Input	450W
Capacity	Steel: 10mm (3/8") Wood: 25mm (1")
No Load Speed (RPM)	0-3,400rpm
Dimensions (LxWxH)	234x64x183mm (9-1/3"x2-1/2"x7-1/4")
Net Weight	1.3Kg (2.9lbs)

6407



Drill

407

Chuck Capacity	1.5 - 10 mm (1/16 - 3/8")
Continuous Rating Input	530w
Capacity	Steel: 10mm (3/8") Wood: 25mm (1")
No Load Speed (RPM)	0-2,500rpm
Dimensions (LxWxH)	261mm (10-1/4")
Net Weight	1.4Kg (3.2lbs)

● Chuck Key

6408K



Drill

407

Chuck Capacity	1.5 - 10 mm (1/16 - 3/8")
Continuous Rating Input	530w
Capacity	Steel: 10mm (3/8") Wood: 25mm (1")
No Load Speed	0-2,500rpm
Dimensions (LxWxH)	261mm (10-1/4")
Net Weight	1.5Kg (3.2lbs)

● Bit holder

6302H



Drill

401

Chuck Capacity	2 - 13 mm (1/16 - 1/2")
Continuous Rating Input	740W
Capacity	Steel: 13mm (1/2") Wood: 36mm (1-3/8")
No Load Speed (RPM)	0-550rpm
Dimensions (LxWxH)	285mm (11-1/4")
Net Weight	2.2Kg (4.8lbs)



Makita

**Makita**



DP4002



Drill

407

Chuck Capacity	2 - 13 mm (1/16 - 1/2")
Continuous Rating Input	750W
Capacity	Steel : 13mm (1/2") Wood: 38mm (1-1/2")
No Load Speed (RPM)	0-700rpm
Overall length	304mm (12")
Net Weight	2.7Kg (12")
Power Supply Cord	2.5m (8.2ft)

● Chuy Key, Side Grip

DP4000



Drill

407

Chuck Capacity	2 - 13 mm (1/16 - 1/2")
Continuous Rating Input	750W
Capacity	Steel : 13mm (1/2") Wood: 38mm (1-1/2")
No Load Speed (RPM)	0-950rpm
Overall Length	304mm (12")
Net Weight	2.5Kg (5.6lb)
Power Supply Cord	2.5m (8.2ft)

● Chuck Key, Side Grip

DS4012



Drill

411

Chuck Capacity	2 - 13 mm (1/16 - 1/2")
Continuous Rating Input	750W
Capacity	Steel: 13mm (1/2") Wood: 36mm (1-1/16")
No Load Speed	0-600
Overall Length	340x83x390mm (13-3/8"x3-1/4"x15-3/8")
Net Weight	2.8Kg (6.3lbs)
Power Supply Cord	2.5m (8.2ft)

● Chuck Key, Side Grip

DA3010F



Angle Drill

407

Chuck capacity	1.5 - 10 mm (1/16 - 3/8")
Continuous Rating Input	450W
Capacity	Steel: 10mm (3/8") Wood: 25mm (1")
No Load Speed (RPM)	0-2,400rpm
Overall Length	270mm (10-5/8")
Net Weight	1.6Kg (3.5lbs)

● Chuck key S10, side grip 36

DS5000



Drill

408

Chuck Capacity	3 - 16 mm (1/8 - 5/8")
Continuous Rating Input	750W
Capacity	Steel: 16mm (5/8") Wood: 36mm (1-7/16")
No Load Speed (RPM)	600rpm
Dimensions (LxWxH)	348x83x401mm (13-3/4"x3-1/4"x15-3/4")
Net Weight	3.0Kg (6.6lbs)

● Wrench, Side Grip

FS2200



Drywall Screwdriver

419

Continuous Rating Input	570W
Capacity	Drywall screw: 5mm (3/16") Self-drilling screw: 6mm (1/4")
Driving Shank (Hex)	6.35mm (1/4")
No Load Speed	0-2,500
Dimensions (LxWxH)	287x70x207mm (11-1/4"x2-3/4"x8-1/8")
Net Weight	1.6Kg (3.5lbs)
Power Supply Cord	2.5m (8.2ft)

● Phillips insert Bit (x2), Magnetic Bot Holder.

Dimensions: for countries providing noise suppressor and connect bit 60

FS2500



Metal Sheet Screwdriver

419

Continuous Rating Input	570W
Capacity Drywall Screw	5 mm (3/16")
Self-Drilling Screw	6 mm (1/4")
Driving Shank (hex)	6.35mm (1/4")
No Load Speed (RPM)	0-2,500
Dimensions (LxWxH)	280x70x207mm (11"x2-3/4"x8-1/8")
Net Weight	1.5Kg (3.4lbs)

Dimensions: for countries providing noise suppressor.

● Magnetic socket bit

FS2700



Metal Sheet Screwdriver

419

Continuous Rating Input	570W
Capacity Drywall Screw	6 mm (1/4")
Self-Drilling Screw	8 mm (5/16")
Driving Shank (Hex)	6.25mm (1/4")
No Load Speed	0-2,500rpm
Dimensions (LxWxH)	301x70x207mm (11-7/8"x2-3/4"x8-1/8")
Net Weight	1.8Kg (4.0lbs)

Dimensions: for countries providing noise suppressor.

FS4000



Drywall Screwdriver

419

Continuous Rating Input	570W
Capacity	Drywall Screw: 5mm (3/16") Self-Drilling Screw: 6mm (1/4")
Driving Shank (hex)	6.35mm (1/4")
No Load Speed (RPM)	0-4,000rpm
Dimensions (LxWxH)	269x65x207mm (10-5/8"x2-9/16"x8-1/8")
Net Weight	1.3Kg (2.9lbs)
Power Supply Cord	2.5m (8.2ft)

● Phillips insert bit (x2), Magnetic bit holder.

Dimensions: for countries providing noise suppressor and connect bit 60.

FS4200



Drywall Screwdriver

419

Continuous Rating Input	570W
Capacity	Drywall Screw: 5mm (3/16") Self-Drilling Screw: 6mm (1/4")
Driving Shank (Hex)	6.35mm (1/4")
No Load Speed (RPM)	0-4,000rpm
Dimensions (LxWxH)	269x65x207mm (10-5/8"x2-9/16"x8-1/8")
Net Weight	1.4Kg (3.1lbs)

Dimensions: for countries providing noise suppressor and connect bit 60.

● Phillips insert bit (x2), Magnetic Bit Holder.

FS6300

Drywall Screwdriver

419



Continuous Rating Input	570W
Capacity Drywall Screw	4 mm (5/32")
Driving Shank (hex)	6.35mm (1/4")
No Load Speed	0-6,000rpm
Dimensions (LxWxH)	279x65x207mm (11"x2-9/16"x8-1/8")
Net Weight	1.4Kg (3.1lbs)

Dimensions: for countries providing noise suppressor and connect bit 60

● Phillips insert bit (x2), magnetic bit holder.



6906

Impact Wrench

124



Continuous Rating Input	850W
Capacity	Standard Bolt: M16-M22 (5/8"-7/8") High Tensile Bolt: M16-M20 (5/8"-3/4") Square Drive: 19mm (3/4")
Shank/Drive Square Drive	19 mm (3/4")
Impacts Per Minute (IMP)	1,600
No Load Speed	1,700rpm
Max Fastening Torque	588N.m (441ft.lbs)
Overall Length	327mm (12-7/8")
Net Weight	5.6Kg (12.3lbs)

● Side Grip



TW0350

Impact Wrench

408



Shank/Drive Square Drive	12.7 mm (1/2")
Continuous Rating Input	400W
Capacity	Standard bolt: M12-M22 (1/2"-7/8") High Tensile Bolt: M12-M16 (1/2"-5/8")
Impacts Per Minute (IPM)	Square drive: 12.7mm (1/2")
No Load Speed (RPM)	2,000
Max Fastening Torque	2,000rpm
Overall Length	282mm (11-1/8")
Net Weight	3.0Kg (6.6lbs)



TW1000

Impact Wrench

153



Shank/Drive Square Drive	25.4mm (1")
Continuous Rating Input	1,200W
Capacity	Standard Bolt: M24-M30 (1 1/16"-1 3/16") High Tensile Bolt: M22-M24 (7/8"-1 5/16") Square Drive: 25.4mm (1")
Impacts Per Minute	1,500
No Load Speed (RPM)	1,400
Max Fastening Torque	1,000N.m (738ft.lbs)
Overall Length	382 (15")
Net Weight	8.8Kg (19.4lbs)

● Side Handle.



Impact Drilling Demolition



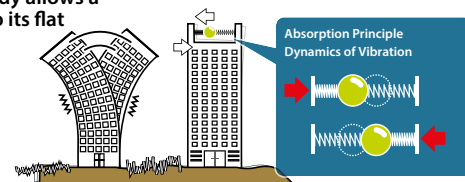
Model HR4013C

Under load

**AVT**  
Anti-Vibration Technology

Dynamic absorption of vibration

- Ensures an operation with low vibration.
- The design of the tool body allows a better handling thanks to its flat sides.



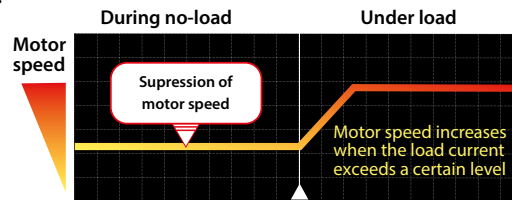
During No-load

**SOFT  
NO LOAD**



Suppression of engine speed

- Reduces the vibration of the body when it rest decreases the amount of vibration in the hands of the user in a day of operation.
- Minimizes the deflection of the chisel when placed at the exact point to break.



Makita reserves the right to change the specifications of parts and accessories without prior notice. Standard equipment, specification and photography may vary. The accessories may not be included from the origin with the tools although they are indicated in this catalog.

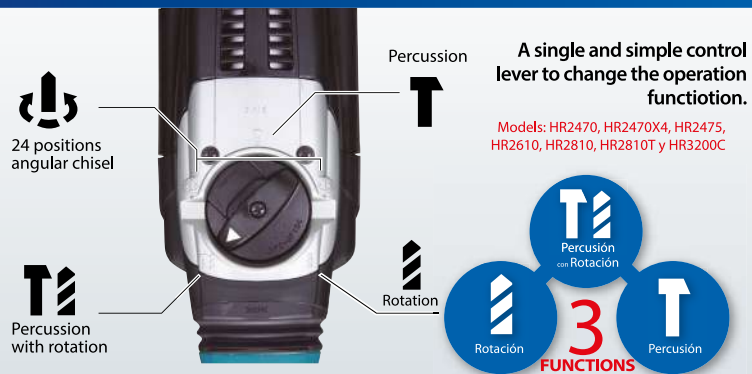
Extremely low vibration

AVT  
ANTIVIBRATION TECHNOLOGY  
&  
SOFT  
NO LOAD

AVT  
ANTIVIBRATION TECHNOLOGY



## Combined hammer functions



A single and simple control lever to change the operation function.

Models: HR2470, HR2470X4, HR2475, HR2610, HR2810, HR2810T y HR3200C

## Features of electro-pneumatic hammer

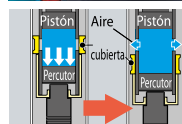


### LED LIGHT

Indicator GREEN: there is electrical power.  
Blinking in RED: replacement of coals.

### ELECTRONIC CONTROL FEATURES

Variable speed control, constant speed control and soft start.



### DO NOT PERCUSSION WHILE RESTING

Ensures a long life of the tool.



### CHANGE LEVER POSITIONER

On the top the machine for reduced possibility of breakage.



### RUBBERIZED HANDLE

Ergonomically designed with soft grip .



### SLIDING CHUCK

- Press and follow
- Slide back and press



### TORQUE LIMITER

Stops rotation if bit jams for increased operator.



### 24 BIT ANGLE SETTING



### AUTOMATIC BRUSH CUT-OFF

Protects commutator from damage for longer tool life.



## HB500

## Magnetic Drill



Continuous Rating Input	1,150W
Capacity	7/16" - 2"
Chuck Capacity	15.8 mm (5/8")
No Load Speed (RPM)	350-650rpm
Magnetic Clamping Force	9,300N (950Kg)
Dimensions (LxWxH)	290mmx40mmx150mm
Net Weight	17.9Kg (39.5lbs)

- Small Oil Cup, Safety Safety, tool box, Safety Guard, Allen Key.

## HB500 Magnetic Drill

Drilling capacity 7/616"  
Anchoring force 9,300N (950kg)

POWER OF  
1,150 W



## HP0300Z

## Hammer Driver Drill



Continuous rating input	320W
Capacity	Concrete / Steel / Wood: 8 / 10 / 28mm (5/16" / 3/8" / 1-1/8")
Chuck Capacity	1.0 - 10 mm (1/32 - 3/8")
No Load Speed (RPM)	High / Low: 0 - 1,500 / 0 - 450
Max Fastening Torque	Hard / Soft: 56.0 / 21.0 N·m (500 / 190 in.lbs.)
Max lock torque	42.0 N·m (370 in.lbs.)
Vibration Level	Impact Drilling into Concrete: 12.5 m/s² Drilling into Metal: 2.5 m/s² or less
Dimensions (L x W x H)	235x67x206 mm (9-1/4"x2-5/8"x8-1/8")
Net weight	1.3 kg (2.8 lbs.)

Battery and Charger are not included.

## HP1630

## Hammer Drill

85



Chuck Capacity	1.5 - 13 mm (1/16 - 1/2")
Continuous rating input	710W
Capacity	Concrete: 16mm (5/8") Steel: 13mm (1/2") Wood: 30mm (1-3/16")
Impacts Per Minute	0-48,000
No Load Speed	0-3,200rpm
Dimensions (LxWxH)	296x75x204mm (11-5/8"x2-15/16"x8")
Net Weight	2.1kg (4.6lbs)

- Chuck Key Holder, Depth Gauge, Side Handle

## HP1640 / HP1641K

## Hammer Drill

419



Chuck Capacity	1.5 - 13 mm (1/16 - 1/2")
Continuous Rating Input	680W
Capacity	Concrete: 16mm (5/8") Steel: 13mm (1/2") Wood: 30mm (1-3/16")
Impacts Per Minute	0-44,800
No Load Speed	0-2,800rpm
Dimensions (LxWxH)	303X72X222mm (11-7/8"x2-13/16"x8-3/4")
Net Weight	2.0Kg (4.5lbs)

- Chuck Key, Depth Gauge, Side Handle.

## HP2010N

## Speed Hammer Drill

106



Chuck Capacity	2 - 13 mm (1/16 - 1/2")
Continuous Rating Input	750W
Capacity	Concrete: 20mm (3/4") Steel: 13mm (1/2") Wood: 40mm (1-9/16")
Impacts Per Minute	High: 0-46,000 Low: 0-18,000
No Load Speed	High: 0-2,300 Low: 0-900
Overall Length	350mm (13-3/4")
Net Weight	2.9Kg (6.4lbs)
	2.5m (8.2ft)

- Chuck Key, Side Grip, Depth Rod

## HP2050H

## Speed Hammer Drill

407



Chuck Capacity	1.5 - 13 mm (1/16 - 1/2")
Continuous Rating Input	720W
Capacity	Concrete: 20mm (3/4") Steel Hi: 8mm (5/16") Wood: 25mm (1") Wood Low: 40mm (1-9/16")
Impacts Per Minute (IPM)	High: 0-58,000 Low: 0-24,000
No Load Speed (RPM)	High: 0-2,900 Low: 0-1,200
Overall Length	362mm (14-1/4")
Net Weight	2.5kg (5.6lbs)
Power Supply Cord	2.5m (8.2ft)

- Chuck Key, Depth Gauge, Side Grip.

## HP2070

## Speed Hammer Drill

407



Chuck Capacity	2.0 - 13 mm (1/16 - 1/2")
Continuous Rating Input	1,010W
Capacity	Concrete: 20mm (3/4") Steel Hi: 8mm (5/16") Wood Hi: 25mm (1") Wood Low: 40mm (1-9/16")
Impacts Per Minute (IPM)	High: 0-58,000 Low: 0-24,000
No Load Speed	High: 0-2,900 Low: 0-1,200
Overall Length	364mm (14-3/8")
Net Weight	2.5kg (5.6lbs)

- Chuck Key, Depth Gauge, Side Grip.

## HR1840

## Rotary Hammer

459



Chuck Capacity	1.5 - 13 mm (1/16 - 1/2")
Capacity	Concrete: 18 mm (11/16") Steel: 13 mm (1/2") Wood: 24 mm (15/16")
Impact Energy	1.6J
Impacts Per Minute	0-4,800rpm
No Load Speed	0-2,100rpm
Dimensions (LxAxA)	285x75x208mm (11-1/4"x3"x8-3/16")
Net Weight	2.0-2.5kg (4.3-5.5lbs)

- Dust Cup, Side Grip, Depth Gauge.

HR2470

Combination Hammer

325



Shank Type Hammer	SDS-PLUS Shank
Chuck Capacity	1.5 - 13 mm (1/16 - 1/2")
Continuous Rating Input	780W / 6.7A
Impact Energy	2.4J
Capacity	Concrete: 24mm (15/16") Steel: 13mm (1/2") Wood: 32mm (1-1/4")
Impacts Per Minute	0-4,500
No Load Speed	0-1,100rpm
Dimensions (LxAxH)	370x84x214mm (14-1/2"x3-5/16"x8-3/8")
Net Weight	2.9Kg (6.4lbs)

● Depth Gauge, Side Handle. Tool does not come with accessories.

HR2652

Combination Hammer

325



Shank Type Hammer	SDS-PLUS Shank
Chuck Capacity	1.5 - 13 mm (1/16 - 1/2")
Continuous Rating Input	2.2J
Impact Energy	800W
Capacity	Concrete: 26mm (1") Core Bit: 68mm (2-11/16")
	Diamond Core Bit (Dry Type): 80mm (3-1/8") Steel: 13mm (1/2") Wood: 32mm (1-1/4")
Impacts Per Minute	0-4,600
No Load Speed	0-1,200
Dimensions (LxWxH)	604x89x228mm (23-3/4"x3-1/2"x9")
Net Weight	3.0Kg (6.7lbs)
Power Supply Cord	26502650 2.5m (8.2ft)

● Depth Gauge, Side Handle. Tool does not come with accessories.

HR2630T

Combination Hammer

325



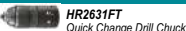
Shank Type Hammer	SDS-PLUS Shank
Chuck Capacity	1.5 - 13 mm (1/16 - 1/2")
Continuous Rating Input	800W
Impact Energy	2.4J
Capacity	Concrete: 26mm (1") Steel: 13mm (1/2") Wood: 32mm (1-1/4")
Impacts Per Minute	0-4,600
No Load Speed	0-1,200
Dimensions (LxWxH)	385x77x209mm (15-1/8"x3"x8-1/4")
Net Weight	3.0kg (6.6lbs)
Power Supply Cord	2.5m (8.2ft)

● Depth Gauge, Side Grip, Tool Holder (19473-2), makpac.

HR2631F / FT

Combination Hammer

325



Continuous Rating Input	800W
Impact Energy	2.4J
Capacity	Concrete: 26mm (1") Core Bit: 68mm (2-11/16")
	Core Bit Diamantada (Dry Type): 80mm (3-1/8") Steel: 13mm (1/2")
	Wood: 13mm (1/2")
Impacts Per Minute (IPM)	0-4,600
No Load Speed	0-1,200
Dimensions (LxWxH)	361x77x209mm (14-1/4"x3"x8-1/4")
Net Weight	HR2631F: 3.1Kg (6.8lbs) HR2631FT: 2.9Kg (6.8lbs)

● Depth Gauge, Side Handle, SDS-PLUS Bit Set, Bit Grease, Dust Cup, Shovel Chisel, Chisel.

HR2630X9

Combination Hammer

325



Shank Type Hammer	SDS-PLUS Shank
Chuck Capacity	1.5 - 13 mm (1/16 - 1/2")
Continuous Rating Input	800W
Impact Energy	2.4J
Capacity	Concrete: 26mm (1") Steel: 13mm (1/2") Wood: 32mm (1-1/4")
Impacts Per Minute	0-4,600
No Load Speed	0-1,200
Dimensions (LxWxH)	361x77x209mm (14-1/4"x3"x8-1/4")
Net Weight	2.8Kg (6.2lbs)
Power Supply Cord	2.5m (8.2ft)

● Depth Gauge, Side Handle, makpac, Bit Set with 5 pieces, SDS-PLUS D-07973

HR3001CJ

Combination Hammer

NEW



Shank Type Hammer	SDS-PLUS Shank
Continuous Rating Input	1,050W
Impact Energy	EPTA-Procedure 05/2009: 3.9 J
Capacity	Concrete (w/ TCT Bit): 30 mm (1-3/16") Concrete (w/ Core Bit): 80 mm (3-1/8")
	Concrete (w/ Diamond Core Bit): 80 mm (3-1/8") Steel: 13 mm (1/2") Wood: 32 mm (1-1/4")
Blows Per Minute (BPM)	0 - 4,500
No Load Speed (RPM)	0 - 840
Dimensions (L x W x H)	4.1 - 4.5 kg (9.0 - 9.9 lbs.)
	4.8kg (10.5lbs)
Power supply cord	4.0 m (13.1 ft)

Tool does not come with accessories.

HR3011FCJ

Combination Hammer

NEW



Shank Type Hammer	SDS-PLUS Shank
Continuous Rating Input	1,050W
Impact Energy	EPTA-Procedure 05/2009: 3.9 J
Capacity	Concrete (w/ TCT Bit): 30 mm (1-3/16") Concrete (w/ Core Bit): 80 mm (3-1/8")
	Concrete (w/ Diamond Core Bit): 80 mm (3-1/8") Steel: 13 mm (1/2") Wood: 32 mm (1-1/4")
Blows Per Minute (BPM)	0 - 4,500
No Load Speed (RPM)	0 - 840
Dimensions (L x W x H)	369 x 98 x 242 mm (14-1/2 x 3-7/8 x 9-1/2")
	4.4 - 4.8 kg (9.7 - 10.6 lbs.)
Power supply cord	4.0 m (13.1 ft)

Tool does not come with accessories.

HR3012FCJ

Combination Hammer

NEW



Shank Type Hammer	SDS-PLUS Shank
Continuous Rating Input	1,050W
Impact Energy	EPTA-Procedure 05/2009: 3.9 J
Capacity	Concrete (w/ TCT Bit): 30 mm (1-3/16") Concrete (w/ Core Bit): 80 mm (3-1/8")
	Concrete (w/ Diamond Core Bit): 80 mm (3-1/8") Steel: 13 mm (1/2") Wood: 32 mm (1-1/4")
Blows Per Minute (BPM)	0 - 4,500
No Load Speed (RPM)	0 - 840
Dimensions (L x W x H)	386 x 98 x 242 mm (15-1/4 x 3-7/8 x 9-1/2")
	4.5 - 4.7 kg (9.9 - 10.4 lbs.)
Power supply cord	4.0 m (13.1 ft)

Tool does not come with accessories.

HR3200C

Combination Hammer

350



Shank Type Hammer	SDS-PLUS Shank
Continuous Rating Input	850W / 8.2A
Impact Energy	5.1J
Capacity	Concrete (with T.C.T. bit): 32mm (1-1/4") Steel: 13mm (1/2")
	Wood: 32mm (1-1/4")
Impacts Per Minute	1,650-3,300
Dimensions (LxWxH)	315-630rpm
Net Weight	398x108x239mm (15-5/8"x4-1/4"x9-3/8")
Power Supply Cord	4.8Kg (10.5lbs)

● Depth Gauge, Side Grip, Grease vessel. Tool does not come with accessories.

HR4002

Rotary Hammer

350



Shank Type Hammer	SDS-PLUS Shank
Continuous Rating Input	1.050W / 10.0A
Impact Energy	6.1J
Capacity	Concrete (with T.C.T. bit): 40mm (1-9/16")
	Concrete (with core bit): 105mm (4-1/8")
Impacts Per Minute	2,500
No Load Speed	680rpm
Dimensions (LxWxH)	458x114x256mm (18"x4-1/2"x10-1/8")
Power Supply Cord	6.6Kg (14.6lbs)

● Depth Gauge, Side Grip, Bit Grease. Tool does not come with accessories. Recommended mainly for drilling.

## HR4003C

## Rotary Hammer

350



Shank Type Hammer	SDS-MAX Shank
Continuous Rating Input	1.100W / 11A
Impact Energy	8.3J
Capacity Concrete (with T.C.T. bit): 40mm (1-9/16") Concrete (core bit): 105mm (4-1/8")	
Impacts Per Minute (IPM)	1,450-2,900
No Load Speed (RPM)	250-500
Dimensions (LxWxH)	479x106x263mm (18-11/16"x4-3/16"x10-3/8")
Net Weight	6.2Kg (13.8lbs)
Power Supply Cord	5m (16.4ft)

● Depth Gauge, Side Handle, Bit Grease. Tool does not come with accessories.

## HR4013C

## Rotary Hammer

350



Shank Type Hammer	SDS-MAX Shank
Continuous Rating Input	1.100W / 11A
Impact Energy	8J
Capacity Concrete (with T.C.T. bit): 40mm (1-9/16") Concrete (core bit): 105mm (4-1/8")	
Impacts Per Minute	1,450-2,900
No Load Speed (RPM)	250-500
Dimensions (LxWxH)	479x106x263mm (18-11/16"x4-3/16"x10-3/8")
Net Weight	6.8Kg (15.1lbs)
Power Supply Cord	5m (16.4ft)

● Depth Gauge, Side Handle, Bit Grease. Tool does not come with accessories.

## HR4041C

## Rotary Hammer

350



Shank Type Hammer	19mm Hex Shank
Continuous Rating Input	1.100W / 11A
Impact Energy	9.2J
Capacity Concrete (with T.C.T. bit): 40mm (1-9/16") Concrete (core bit): 118mm (4-5/8")	
Impacts Per Minute (IPM)	1,300-2,600
No Load Speed (RPM)	230-460
Dimensions (LxWxH)	428x107x247mm (16-7/8"x4-1/4"x9-3/4")
Net Weight	6.7Kg (14.8lbs)
Power Supply Cord	5.0m (16.4ft)

● Depth Gauge, Side Grip.

## HR4510C

## Rotary Hammer

175



Shank Type Hammer	SDS-MAX Shank
Continuous Rating Input	1.350W
Impact Energy	9.4J
Capacity Concrete (with T.C.T. bit): 45mm (1-3/4") Concrete (core bit): 125mm (5")	
Impacts Per Minute	1,250-2,750
No Load Speed (RPM)	130-280
Dimensions (LxWxH)	458x136x288mm (18"x5-3/8"x11-3/8")
Net Weight	8.9Kg (19.6lbs)
Power Supply Cord	5.0m (16.4ft)

● Side Handle (D), Side Grip, Depth Gauge, Grease Vessel.

## HR5000

## Rotary Hammer

155



Shank Type Hammer	Spline Shank
Continuous Rating Input	1.200W
Impact Energy	11.3J
Capacity Concrete (with T.C.T. bit): 50mm (2") Concrete (core bit): 150mm (5")	
Impacts Per Minute (IPM)	2,100
No Load Speed (RPM)	260
Dimensions (LxWxH)	467mm (18-3/4")
Net Weight	9.9Kg (21.8lbs)
Power Supply Cord	5.0m (16.4ft)

● Hex Wrench, Side Handle.

## HR5202C

## Rotary Hammer

175



Shank Type Hammer	SDS-MAX Shank
Continuous Rating Input	1.510W / 15A
Impact Energy	19.1J
Capacity Concrete (with T.C.T. Bit): 52mm (2") Concrete (core bit): 160mm (6-5/16")	
Impacts Per Minute (IPM)	1,100-2,250
No Load Speed (RPM)	150-310
Sound Pressure Level	99dB (A)
Dimensions (LxWxH)	599x134x287mm (23-1/2"x5-1/4"x11-1/4")
Net Weight	10.9Kg (24.1lbs)

● Depth Gauge, Handle type "D", Side Grip, Grease Vessel. Tool does not come with accessories.

## HR5212C

## Rotary Hammer

175



Shank Type Hammer	SDS-MAX Shank
Continuous Rating Input	1.510W / 15A
Impact Energy	20J
Capacity Concrete (with T.C.T. bit): 52mm (2") Concrete (core bit): 160mm (6-5/16")	
Impacts Per Minute (IPM)	1,100-2,250
No Load Speed (RPM)	150-310
Sound Pressure Level	98dB (A)
Dimensions (LxWxH)	599x140x287mm (23-1/2"x5-1/2"x11-1/4")
Net Weight	11.9Kg (26.2lbs)

● Depth Gauge, handle type "D", Side Grip, Grease vessel. Tool does not come with accessories.

## HM0810B

## Demolition Hammer

106



Shank Type Hammer	19mm Hex Shank
Continuous Rating Input	420W
Impact Energy	5.3J
Impacts Per Minute (IPM)	2,900
Overall Length	423mm (16-5/8")
Net Weight	6.6Kg (14.5lbs)
Power Supply Cord	5.0m (16.4ft)

● Hex Wrench, Side Grip.

## HM1211B

## Demolition Hammer

155



Shank Type Hammer	19mm Hex Shank
Continuous Rating Input	1.140W / 10A
Impact Energy	14.2J
Impacts Per Minute (IPM)	2,000
Overall Length	490mm (19-5/16")
Net Weight	9.4Kg (20.7lbs)

Tool does not come with accessories.

## HM0870C

## Demolition Hammer

350



Shank Type Hammer	SDS-MAX Shank
Continuous Rating Input	1.110W / 10A
Impact Energy	7.6J
Impacts Per Minute (IPM)	1,100-2,650
Dimensions (LxWxH)	449x109x230mm (17-3/4"x4-1/4"x9")
Net Weight	5.1Kg (11.1lbs)

● Grease for bit, Side Handle. Accessories not included.



**HM1101C**

**Demolition Hammer**  
SDS-MAX

350



Continuous Rating Input	1.300W
Impact Energy	11.5J
Impacts Per Minute (IPM)	1.100-2.650
Dimensions (LxWxH)	528x115x247mm (20-3/4"x4-1/2"x9-3/4")
Net Weight	7.3Kg (16.2lbs)
Power Supply Cord	4.0m (13.1ft)

Tool does not come with accessories

● Side Handle, Bull Point, Bit Grease, Cleaning Cloth.



**HM1203C**

**Demolition Hammer**  
SDS-MAX

171



Continuous Rating Input	1.510W / 14A
Impact Energy	19.1J
Impacts Per Minute	950-1.900
Dimensions (LxWxH)	576x128x265mm (22-3/4"x5"x10-3/8")
Net Weight	9.7Kg (21.4lbs)

Tool does not come with accessories.

● Bull Point, Bit Grease, Side Handle.



**HM1205C**

**Demolition Hammer**  
SDS-MAX

175



Continuous Rating Input	1.510W
Impact Energy	19.1J
Impacts Per Minute	950-1.900
Dimensions (LxWxH)	576x128x265mm (22-3/4"x5"x10-3/8")
Net Weight	9.7Kg (21.4lbs)
Power Supply Cord	5.0m (16.4ft)

Tool does not come with accessories.

● Bull Point, Bit Grease, Side Handle.



**HM1213C**

**Demolition Hammer**  
SDS-MAX

171



Continuous Rating Input	1.510W / 14A
Impact Energy	18.6J
Impacts Per Minute	950-1.900
Dimensions (LxWxH)	576x149x265mm (22-3/4"x5-7/8"x10-3/8")
Net Weight	10.8Kg (23.6lbs)/Kg (21.4lbs)

Tool does not come with accessories

● Bull Point, Bit Grease, Side Handle.



**AVT & SOFT NOLOAD**

**HM1214C**

**Demolition Hammer**  
SDS-MAX

171



Continuous Rating Input	1.510W / 14A
Impact Energy	19.9J
Impacts Per Minute	950-1.900
Dimensions (LxWxH)	700x129x265mm (27-1/2"x5-1/8"x10-3/8")
Net Weight	12.3Kg (27.1lbs)

Tool does not come with accessories

● Bull Point, Bit Grease, Side Handle.



**AVT & SOFT NOLOAD**

**HM1307CB**

**Electric Breaker**

28.6mm (1-1/8") Zanco Hex

171



Continuous Rating Input	1.510W / 14A
Impact Energy	23.6J
Impacts Per Minute	730-1.450
Dimensions (LxWxH)	824x129x266mm (32-1/2"x5-1/8"x10-1/2")
Net Weight	17.3Kg (38.2lbs)

Tool does not come with accessories.

● Side Handle.



**HM1317CB**

**Electric Breaker**

28.6mm (1-1/8") Zanco Hex

171



Continuous Rating Input	1.510W / 14A
Impact Energy	26.5J
Impacts Per Minute	730-1.450
Dimensions (LxAxA)	824x129x266mm (32-1/2"x5-1/8"x10-1/2")
Net Weight	19.0Kg (38.2lbs)

Tool does not come with accessories.

● Side Handle.

**AVT & SOFT NOLOAD**



**HM1502**

**Electric Breaker**

1-1/8": 28.6 mm Hex Shank

218



Continuous Rating Input	1,850W
Impact Energy	49.1 J
Blows Per Minute	1,300
Dimensions (LxWxH)	809 x 130 x 266 mm (31-3/4 x 5-1/8 x 10-1/2")
Net Weight	19.7 kg (43.4 lbs.)
Shank Type	28.6mm Hex Shank
Power supply cord	4.0 m (13.1 ft)

Tool does not come with accessories.



● Side Handle.

**HM1512**

**Electric Breaker**

1-1/8": 28.6 mm Hex Shank

218



Continuous Rating Input	1,850W
Impact Energy	EPTA-Procedure 05/2009: 48.5 J
Blows Per Minute	1,300
Dimensions (LxWxH)	809 x 130 x 266 mm (31-3/4 x 5-1/8 x 10-1/2")
Net Weight	20.4 kg (45.0 lbs.)
Shank Type	28.6mm Hex Shank
Power supply cord	4.0 m (13.1 ft)

Tool does not come with accessories.



**AVT SOFT NOLOAD**

**HM1812**

**Electric Breaker**

28.6mm (1-1/8")

218



Continuous Rating Input	2.000W
Impact Energy	72.8J
Impacts Per Minute (IPM)	870
Sound Power Level	110dB (A)
Vibration Level	6.5m/s <sup>2</sup>
Dimensions (LxWxH)	843x210x608mm (33-1/4"x8-1/4"x24")
Net Weight	31.3Kg (69.1lbs)
Power Supply Cord	5.0m (16.4ft)

● Hex Wrench.

**AVT & SOFT NOLOAD**



## 4100NH2

Cutter  
110mm (4-3/8")

303

Continuous Rating Input	1.400W
Max Cutting Capacity	a 0 grados: 32mm (1-1/4") a 45 grados: 21.5mm (7/8")
Blade Diameter	125mm (5")
No Load Speed	12.200rpm
Dimensions (LxWxH)	238x214x169mm (9-3/8"x8-3/8"x6-5/8")
Net Weight	3.0Kg (6.6lbs)

● Diamond Wheel, Wrench, Hex Wrench, Water Supply Pipe Set, Vinyl Tube.

## 4114

Angle Cutter  
355mm (14")

204

Continuous Rating Input	1.650W
Max Cutting Capacity	125mm (5")
Wheel Diameter	355mm (14")
Hole dia	25.4mm (1")
No Load Speed	3.500rpm
Dimensions (LxWxH)	673x240x329mm (26-1/2"x9-1/2"x13")
Net Weight	12.0Kg (26.5lbs)

Tool does not come with diamond wheels.

● Wrench

## 4131

Metal Cutter  
185mm (7-1/4")

303

Continuous Rating Input	1.100W
Blade Diameter	185mm (7-1/4")
Max Cutting Capacity	63mm (2-1/2")
No Load Speed	3.500rpm
Overall Length	358mm (14-1/8")
Net Weight	4.8Kg (11.3lbs)

● Carbide-Tipped Saw Blade & tungsten.

## LC1230

Metal Cutter  
305mm (12")

203

Continuous Rating Input	1.750W
Max Cutting Capacity	a 0 grados: 115mm (4-1/2") a 45 grados: 75x150mm (2-15/16"x5-7/8") a 45 grados: 90mm (3-1/2") a 45 grados: 85x85mm (3-5/16"x3-5/16")
No Load Speed (RPM)	1.300rpm
Dimensions (LxWxH)	516x306x603mm (20-1/4"x12"x23-3/4")
Net Weight	19.3Kg (42.5lbs)

● Carbide-tipped Saw Blade, Socket Wrench, Safety Goggles.

## SG1251J

Wall Chaser  
125mm (5")

318

Continuous Rating Input	1.400W
Capacity	Depth: 0-30mm (0-1-3/16") Width: 6-30mm (1/4-1-3/16")
Blade Diameter	125mm (5")
No Load Speed (RPM)	10.000
Dimensions (LxWxH)	350x151x178mm (13-3/4"x5-15/16"x7")
Net Weight	4.3Kg (9.5lbs)
Power Supply Cord	5.0m (16.4ft)

● Diamond Wheel (2x), Hex Wrench, Lock Nut Wrench, Makpac.

## JR3051TK-240



## Recipro Saw

Continuous Rating Input	1.200W
Length of Stroke	14 mm (9/16")
Strokes Per Minute (SPM)	0-4,800
Capacity	Pipe : 25.4 mm (1") Wood: 55 mm (2-3/16")
Dimensions (L x W x H)	447x97x176 mm (17-5/8"x3-13/16"x6-15/16")
Net Weight	3.2 - 3.3 kg (7.1 - 7.3 lbs.)
Power supply cord	2.5 m (8.2 ft)

## JR3061T



## Recipro Saw

Continuous Rating Input	1.250W
Length of Stroke	32 mm (1-1/4")
Strokes Per Minute (SPM)	0-3,000
Capacity	Pipe : 130 mm (5-1/8") Wood: 255 mm (10")
Vibration Level	Cutting Boards: 18.5 m/s² Cutting Wooden Beams: 16.5 m/s²
Sound Pressure Level	88dB (A)
Sound Power Level	99dB (A)
Dimensions (L x W x H)	487x95x177 mm (19-3/16"x3-3/4"x7")
Net Weight	3.8 kg (8.4 lbs.)
Power supply cord	2.5 m (8.2 ft)

## JR3070CT



## Recipro Saw

Continuous Rating Input	1.510W
Capacity	Pipe: 130mm (5-1/8") Wood: 255mm (10")
Length of Stroke	32mm (1-1/4")
Strokes Per Minute (SPM)	0-2,800
Dimensions (LxWxH)	485x99x181mm (19-1/8"x3-7/8"x7-1/8")
Net Weight	4.6Kg (10.0lbs)

● Recipro Saw Blades (3x)

## 2107FK



## Portable Band Saw

Continuous Rating Input	710W
Capacity	Round: 120mm (4-3/4") Rectangular workpiece without stand: 120x120mm (4-3/4"x4-3/4")
Blade Speed	60m (200ft) - 105m (350ft) / min
Dimensions (LxWxH)	506x188x256mm (20"x7-3/8"x10-1/8")
Net weight	6.3Kg (13.9lbs)

● Band Saw Blade, Hex wrench.

## JN1601



## Nibbler

1.6mm (Cal.16)

411

Continuous Rating Input	550W
Capacity	Steel up to 400 N/mm²: 1.6mm Steel up to 600 N/mm²: 1.2mm Steel up to 800 N/mm²: 0.8mm Aluminum up to 200 N/mm²: 2.5mm
Min Cutting Radius	Outside edge: 50mm (2") Inside edge: 45mm (1-3/4")
Strokes per minute (SPM)	2,200
Overall Length	261mm (10-1/4")
Net Weight	1.6Kg (3.6lbs)

● Hex Wrench, Wrench, Gauge.



To suppress vibration to operator

**JN3201**

**Nibbler**  
3.2mm (10Ga)

303



Optional

792728-1  
792292-2

Continuous Rating Input	710W
Capacity	Steel up to 400N/mm <sup>2</sup> : 3.2mm (10Ga) Steel up to 600N/mm <sup>2</sup> : 2.5mm (13Ga) Steel up to 800N/mm <sup>2</sup> : 1.0mm (20Ga)
Min Cutting Radius	Outside edge : 128mm (5-1/16") Inside edge : 120mm (4-3/4")
Strokes Per Minute (SPM)	1.300
Dimensions (LxWxH)	225x90x254mm (8-7/8"x3-1/2"x10")
Net Weight	3.4Kg (7.4lbs)

● Punch, matrix, wrench 50, Hex Wrench, Washer.

**JS3201**

**Metal Shear**  
3.2mm (Cal.10)

303



Optional

792287-5

Continuous Rating Input	710W
Capacity	Steel Up To 400N/mm <sup>2</sup> : 3.2mm Steel Up To 600N/mm <sup>2</sup> : 2.5mm Steel Up To 800N/mm <sup>2</sup> : 1.5mm Aluminum up to 200N/mm <sup>2</sup> : 4.0mm
Min Cutting Radius	50mm (2")
Strokes Per Minute (SPM)	1.600
Dimensions (LxAxA)	213x90x239mm (8-3/8"x3-1/2"x9-3/8")
Net Weight	3.4Kg (7.6lbs)
Power Supply Cord	2.5m (8.2ft)

● Hex Wrench, Gauge.

**JS3200-240**

**Metal Shear**  
3.2mm

303



Continuous Rating Input	660W
Capacity	Steel Up To 400N/mm <sup>2</sup> : 3.2mm Steel Up To 600N/mm <sup>2</sup> : 2.5mm Steel Up To 800N/mm <sup>2</sup> : 1.5mm Aluminium up To 200N/mm <sup>2</sup> : 4.0mm
Min. Cutting Radius	50mm (2")
Strokes Per Minute (SPM)	1.600
Dimensions (LxWxH)	209mm (8-1/4")
Net Weight	3.4Kg (7.6lbs)
Power Supply Cord	2.5m (8.2ft)

● Hex Wrench (x2), calibrador.

**JS1300**

**Straight Metal Shear**  
1.3mm (Cal.18)

407



Optional  
792744-3

Continuous Rating Input	570W
Capacity	Steel Up To 400N/mm <sup>2</sup> : 1.3mm Steel Up To 600N/mm <sup>2</sup> : 1.0mm Steel Up To 800N/mm <sup>2</sup> : 0.8mm Aluminum up to 200N/mm <sup>2</sup> : 2.5mm
Strokes Per Minute (SPM)	0-2.500
Overall Length	302mm (11-7/8")
Net Weight	1.7Kg (3.7lbs)

● Allen key.

**JS1602**

**Metal Shear**  
1.6mm (Cal.16)

459



Optional  
191383-0

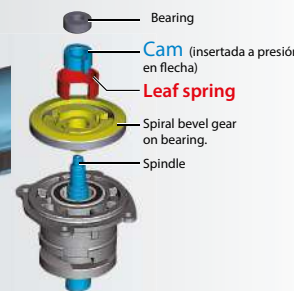

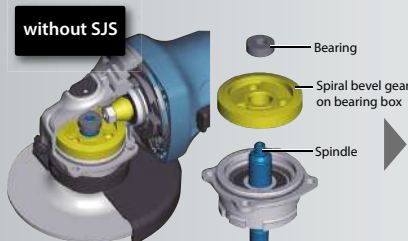
Continuous Rating Input	380W
Capacity	Steel Up To 400N/mm <sup>2</sup> : 1.6mm Steel Up To 600N/mm <sup>2</sup> : 1.2mm Steel Up To 800N/mm <sup>2</sup> : 0.8mm Aluminium up to 200N/mm <sup>2</sup> : 2.5mm
Min Cutting Radius	30mm (1-3/16")
Strokes Per Minute	4.000
Dimensions (LxWxH)	255x74x146mm (10"x2-15/16"x20-3/4")
Net Weight	1.6Kg (3.5lbs)
Power Supply Cord	2.5m (8.2ft)

● Allen Key, Gauge.

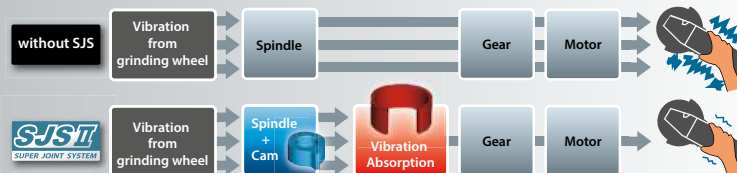


**Structure of Super Joint System II**

Leaf spring absorbs vibration and relieves during operation.



**Absorption mechanism of vibration**



100mm Angle Grinder GA4041C, GA4043C, GA4040C, GA4042C, GA4041, GA4040	115mm Angle Grinder GA4541C, GA4543C, GA4540C, GA4542C, GA4541R, GA4541, GA4540R, GA4540	125mm Angle Grinder GA5041C, GA5043C, GA5040C, GA5042C, GA5041R, GA5041, GA5040R, GA5040	150mm Angle Grinder GA6040C, GA6042C, GA6041R, GA6041, GA6040R, GA6040	115mm, 125mm Angle Sander SA4540C, SA4542C, SA5040C
---	---	---	---	--



**LW1400**



<b>Portable Cut-Off</b>		203
355mm (14")		
Continuous Rating Input	2.200W	
Wheel size	Diameter: 355mm (14")	Internal Diameter: 25.4mm (1")
	Thickness: 3mm (1/8")	
No Load Speed	3.800rpm	
Capacity	Round: 127mm (5")	Rectangular: 70x233mm (2-3/4"x9-1/8")
Dimensions (LxWxH)	500x295x640mm (19-3/4"x11-5/8"x25-1/4")	
Net Weight	18.7Kg (41.2lbs)	
Power Supply Cord	2.5m (8.2ft)	
● Abrasive cut-off wheel, wrench		



**LW1401 / X**



LW1401X  
Include 5 abrasive wheels

<b>Portable Cut-Off</b>		203
355mm (14")		
Continuous Rating Input (RPM)	2.200W	
Wheel Diameter	Diameter: 355mm (14")	Internal Diameter: 25.4mm (1")
	Thickness: 3mm (1/8")	
No Load Speed (RPM)	3.800rpm	
Capacity	Round: 127mm (5")	Rectangular: 70x233mm (2-3/4"x9-1/8")
Dimensions (LxWxH)	500x295x640mm (19-3/4"x11-5/8"x25-1/4")	
Net Weight	18.3Kg (40.3lbs)	
Power Supply Cord	2.5m (8.2ft)	
● Abrasive cut-off wheel.		



**LW1401-240**



<b>Portable Cut-Off</b>		203
355mm (14")		
Continuous Rating Input	2.200W	
Wheel Size	Diameter: 355mm (14")	Internal Diameter: 25.4mm (1")
	Thickness: 3mm (1/8")	
No Load Speed (RPM)	3.800rpm	
Capacity	Round: 127mm (5")	Rectangular: 70x233mm (2-3/4"x9-1/8")
Dimensions (LxWxH)	500x295x640mm (19-3/4"x11-5/8"x25-1/4")	
Net Weight	18.3Kg (40.3lbs)	
Power supply Cord	2.5m (8.2ft)	
● Abrasive cut-off wheel, Wrench.		



**DK0058**

Angle Grinder and Portable Cut-Off Kit



<b>GA4530-Angle Grinder</b>	115mm(4-1/2")	<b>LW1401-Portable Cut-Off</b>	355mm(14")
Continuous Rating Input	720W	Continuous Rating Input	2.200W
Wheel Diameter	115mm (4-1/2")	Wheel Diameter	Diameter: 355mm (14")
No Load Speed (RPM)	11,000rpm	Internal Diameter: 25.4mm (1")	Thickness: 3mm (1/8")
Dimensions (LxWxH)	266x128x103mm (10-1/2"x5"x4-1/16")	No Load Speed	3.800rpm
Net Weight	1.8Kg (4.0lbs)	Capacity	Round: 127mm (5")
			Rectangular: 70x233mm (2-3/4"x9-1/8")
		Dimensions (LxWxH)	500x295x640mm (19-3/4"x11-5/8"x25-1/4")
		Net Weight	18.3Kg (40.3lbs)
		Power Supply Cord	2.5m (8.2ft)
● Depressed Center Wheel, Wrench, Side Grip, Carrying Case.		● Abrasive Cut-Off Wheel, Wrench.	

**GA4030**

6 AMPS



<b>Angle Grinder</b>		458
100mm (4")		
Continuous Rating Input	720W	
Wheel Diameter	100mm (4")	
No Load Speed	11,000rpm	
Dimensions (LxWxH)	266x117x95mm (10-1/2"x4-5/8"x3-3/4")	
Net Weight	1.73-2.02kg (3.81-4.45lbs)	
● Depressed center wheel, Wrench, Side Grip.		



**GA4530**

6 AMPS



<b>Angle Grinder</b>		458
115mm (4-1/2")		
Continuous Rating Input	720W	
Wheel Diameter	115mm (4-1/2")	
No Load Speed (RPM)	11,000rpm	
Dimensions (LxWxH)	266x128x103mm (10-1/2"x5"x4-1/16")	
Net Weight	1.89-2.23Kg (4.17-4.91lbs)	
● Depressed Center Wheel, Wrench, Side Grip.		



**GA4530R-240**

6 AMPS



<b>Angle Grinder</b>		459
115mm (4-1/2")		
Continuous Rating Input	720W	
Wheel Diameter	115mm (4-1/2")	
No Load Speed (RPM)	11,000rpm	
Dimensions (LxWxH)	266x130x108mm (10-1/2"x5"-1/2"x4-1/4")	
Net Weight	1.89-2.22Kg (4.14-4.89lbs)	
● Lock Nut Wrench, Side Handle, Side Grip, Wheel Cover, Safety Wrench, Depressed Center Wheel.		



**GA4534**

6 AMPS



<b>Angle Grinder</b>		458
115mm (4-1/2")		
Continuous Rating Input	720W	
Wheel Diameter	115mm (4-1/2")	
No Load Speed (RPM)	11,000rpm	
Dimensions (LxWxH)	265x128x103mm (10-5/8"x5-1/8"x4-3/16")	
Net Weight	1.98-2.31Kg (4.37-5.09lbs)	
● Depressed Center Wheel, Wrench, Side Grip.		



**9557HNG / 9557HNRG**

7.5 AMPS



<b>Angle Grinder</b>		325
115mm (4-1/2")		
Continuous Rating Input	840W	
Wheel Diameter	115mm (4-1/2")	
No Load Speed	11,000rpm	
Dimensions (LxWxH)	9557HNG: 271x129x106mm (10-5/8"x5-1/8"x4-3/16") 9557HNRG: 271x130x106mm (10-5/8"x5-1/8"x4-3/16")	
Net Weight	9557HNG: 2.0Kg (4.5lbs) 9557HNRG: 1.7-2.4Kg (3.8-5.3lbs)	
● Depressed center wheel, Wrench, Side Grip.		
Reinforced Gearbox		



**9557HPG**

7.5 AMPS



**Angle Grinder**

115mm (4-1/2")

325

Continuous Rating Input	840W
Wheel Diameter	115mm (4-1/2")
No Load Speed (RPM)	11,000rpm
Dimensions (LxWxH)	273x129x106mm (10-3/4"x5-1/8"x4-3/16")
Net Weight	2.1Kg (4.5lbs)

Reinforced Gearbox.

- Depressed Center Wheel, Wrench, Side Grip.



**9564P**

10 AMPS



SJS



**Angle Grinder**

115mm (4-1/2")

318

Continuous Rating Input	1,100W
Wheel Diameter	115mm (4-1/2")
No Load Speed (RPM)	12,000rpm
Dimensions (LxWxH)	307x129x103mm (12-1/8"x5-1/8"x4")
Net Weight	2.4-2.7Kg (5.3-5.9lbs)

- Depressed Center Wheel, Wrench, Side Grip.

**GA4540Z1**

10 AMPS



SJS



**Angle Grinder**

115mm (4-1/2")

325

Continuous Rating Input	1,100W
Wheel Diameter	115mm (4-1/2")
No Load Speed	11,000rpm
Dimensions (LxWxH)	303x130x116mm (11-7/8"x5-1/8"x4-9/16")
Net Weight	2.3-2.7kg (5.2-5.9lbs)
Power Supply Cord	2.5m (8.2ft)

- Depressed Center Wheel, Wrench, Side Handle.

**GA4540R**

10 AMPS



SJS



**Angle Grindet**

115mm (4-1/2")

325

Continuous Rating Input	1,100W
Wheel Diameter	115mm (4-1/2")
No Load Speed (RPM)	11,000rpm
Dimensions (LxWxH)	303x130x116mm (11-7/8"x5-1/8"x4-9/16")
Net Weight	2.4-2.8Kg (5.4-6.1lbs)

- Depressed Center Wheel, Wrench, Side Handle.

**GA4540CZ1**

12 AMPS



SJS



**Angle Grinder**

115mm (4-1/2")

318

Continuous Rating Input	1,400W
Wheel Diameter	115mm (4-1/2")
No Load Speed (RPM)	2,800-11,000rpm
Dimensions (LxWxH)	303x130x116mm (11-7/8"x5-1/8"x4-9/16")
Net Weight	2.4-2.8Kg (5.4-6.2lbs)

- Depressed Center Wheel, Wrench, Side Grip.

**GA4550**

NEW



Power supply cord  
2.5 m (8.2 ft)



**Angle Grinder - 115 mm (4-1/2")**

Continuous rating input	1,300W
Wheel Diameter	115 mm (4-1/2")
Wheel Hole Diameter	22.23 mm (7/8")
Max Wheel Thickness	7.2 mm (9/32")
No Load Speed (RPM)	11,000
Dimensions at Grip Portion (W x H)	57 x 70 mm (2-1/4 x 2-3/4")
Angle of Side Grip to Gear Housing	212 mm (8-3/8")
Dimensions (L x W x H)	325 x 130 x 117 mm (12-3/4 x 5-1/8 x 4-5/8")
Net weight	2.4 - 2.8 kg (5.3 - 6.2 lbs.)

Battery and charger are not included

**GA4551R**

NEW



Power supply cord  
2.5 m (8.2 ft)



**Angle Grinder - 115 mm (4-1/2")**

Continuous rating input	1,300W
Wheel Diameter	115 mm (4-1/2")
Wheel Hole Diameter	22.23 mm (7/8")
Max Wheel Thickness	7.2 mm (9/32")
No Load Speed (RPM)	11,000
Dimensions at Grip Portion (W x H)	57 x 70 mm (2-1/4 x 2-3/4")
Angle of Side Grip to Gear Housing	212 mm (8-3/8")
Dimensions (L x W x H)	325 x 130 x 117 mm (12-3/4 x 5-1/8 x 4-5/8")
Net weight	2.4 - 2.8 kg (5.3 - 6.2 lbs.)

Battery and charger are not included

**9564CV**

12 AMPS



SJS



**Angle Grinder**

115mm (4-1/2")

318

Continuous Rating Input	1,400W
Wheel Diameter	115mm (4-1/2")
No Load Speed	2,800-12,000rpm
Dimensions (LxWxH)	299x129x103mm (11-3/4"x5-1/8"x4-1/16")
Net Weight	2.3-2.6kg (5.1-5.8lbs)

- Depressed Center Wheel, Wrench, Side Grip.

**9564PCV**

13 AMPS



SJS



**Angle Grinder**

115mm (4-1/2")

318

Continuous Rating Input	1,400W
Wheel Diameter	115mm (4-1/2")
No Load Speed (RPM)	2,800-12,000rpm
Dimensions (LxWxH)	307x129x103mm (12-1/8"x5-1/8"x4")
Net Weight	2.4-2.7Kg (5.3-5.9lbs)

- Depressed Center Wheel, Wrench, Side Grip.

**9005B**

9.5 AMPS



**Angle Grinder**

125mm (5")

100

Continuous Rating Input	1,020W
Wheel Diameter	125mm (5")
No Load Speed (RPM)	10,000rpm
Overall Length	356mm (14")
Net Weight	2.4Kg (5.3lbs)
Power Supply Cord	2.0m (8.2ft)

- Grinding Wheel, Lock Nut wrench, Side Grip.

## 9558HNRG-240

4 AMPS

Angle Grinder  
125 mm (5")

325

Continuous Rating Input	840W
Wheel Diameter	125 mm (5")
Hole Diameter	22.23 mm (7/8")
No Load Speed (RPM)	11,000rpm
Dimensions (LxWxH)	271 x 140 x 106 mm (10-5/8" x 5-1/2" x 4-3/16")
Net Weight	1.7 - 3.2 kg (3.8 - 7.1 lbs.)
Power Supply Cord	2.5m (8.2ft)

- Depressed Center Wheel, Wrench, Side Grip.

## GA5020

10.5 AMPS

Angle Grinder  
125mm (5")

303

Continuous Rating Input	1,050W
Wheel Diameter	125mm (5")
No Load Speed (RPM)	12,000rpm
Dimensions (LxWxH)	356x139x120mm (14"x5-1/2"x4-3/4")
Net Weight	2.7-3.9kg (6.0-8.6lbs)

- Depressed Center Wheel, Side Handle, Wheel Cover, Lock Nut Wrench.

## GA5021C

12.5 AMPS

Angle Grinder  
125mm (5")

253

Continuous Rating Input	1,450W
Wheel Diameter	125mm (5")
No Load Speed (RPM)	10,000rpm
Dimensions (LxWxH)	390x139x120mm (15-3/8"x5-1/2"x4-3/4")
Net Weight	2.9Kg (6.4lbs)

- Depressed Center Wheel, Wrench, Side Handle.

## GA7050

15 AMPS

Angle Grinder  
180mm (7")

204

Continuous Rating Input	2,000W
Wheel Diameter	125mm (5")
No Load Speed (RPM)	8,500rpm
Dimensions (LxWxH)	432x200x132mm (17"x7-7/8"x5-5/8")
Net Weight	3.98-5.00Kg (8.8-11.0lbs)

- Wrench, Side Grip, wheel cap.

Not include abrasive disc.

## GA7064

15 AMPS

Angle Grinder  
180mm (7")

218

Continuous Rating Input	2,200W
Wheel Diameter	180mm (7")
No Load Speed (RPM)	6,600rpm
Dimensions (LxWxH)	450x200x144mm (17-3/4"x7-7/8"x5-5/8")
Net Weight	5.34-5.85kg (11.8-12.9lbs)

- Side Grip, Wheel Cover, Lock Nut Wrench.

Not include abrasive wheel.

## GA7060

15 AMPS

Angle Grinder  
180mm (7")

218

Continuous Rating Input	2,200W
Wheel Diameter	180mm (7")
No Load Speed (RPM)	8,500rpm
Dimensions (LxWxH)	450x200x144mm (17-3/4"x7-7/8"x5-5/8")
Net Weight	5.38-5.89kg (11.9-13lbs)

- Wrench, Side Handle.

Not include abrasive disc.

## GA7060R

15 AMPS

Angle Grinder  
180mm (7")

218

Continuous Rating Input	2,000W
Wheel Diameter	180mm (7")
No Load Speed (RPM)	8,500rpm
Dimensions (LxWxH)	450x200x144mm (17-3/4"x7-7/8"x5-5/8")
Net Weight	5.42-5.93kg (12-13.1lbs)

Not include abrasive Disc.

## GA7061

15 AMPS

Esmeriladora angular  
180mm (7")

218

Continuous Rating Input	2,200W
Wheel Diameter	180mm (7")
No Load Speed (RPM)	8,500rpm
Dimensions (LxWxH)	450x200x145mm (17-3/4"x7-7/8"x5-3/4")
Net Weight	5.53-6.04kg (12.2-13.3lbs)

- Wrench, Side Handle.

Not include abrasive disc.

## GA7061R

15 AMPS

Angle Grinder  
180mm (7")

218

Continuous Rating Input	2,200W
Wheel Diameter	180mm (7")
No Load Speed (RPM)	8,500rpm
Dimensions (LxWxH)	450x200x145 mm (17-3/4"x7-7/8"x5-1/2")
Net Weight	5.57 - 6.08 kg (12.3 - 13.4 lbs)

- Wrench, Side Grip.

Not include abrasive disc.

## GA7040S

15 AMPS

Rotating handle

Angle Grinder  
180mm (7")

204

Continuous Rating Input	2,600W
Wheel Diameter	180mm (7")
No Load Speed (RPM)	8,500rpm
Dimensions (LxWxH)	511x200x140mm (20-1/8"x7-7/8"x5-1/2")
Net Weight	6.45-6.95kg (14.2-15.3 lbs)
Power Supply Cord	2.5m (8.2ft)

- Wrench, Side grip.

Not include abrasive wheel.



**GA7911**

17.5 AMPS

**Angle Sander**

180mm (7")

154

Continuous Rating Input	1.900W
Wheel Diameter	180mm (7")
No Load Speed (RPM)	7.000rpm
Dimensions (LxWxH)	411mm (16-1/4")
Net Weight	5.5Kg (12.2lbs)

Not include Flanges or Guards.

● Side Grip.

**GA9050**

15 AMPS

**Angle Grinder**

230mm (9")

204

Continuous Rating Input	2.000W
Wheel Diameter	230mm (9")
No Load Speed (RPM)	6.600rpm
Dimensions (LxWxH)	432x250x132mm (17"x9-7/8"x5-3/16")
Net Weight	4.64-6.94Kg(10.2-15.3lbs)

● Side Grip, Wheel Cover, Wrench.

Not include abrasive wheel.

**GA9060**

15 AMPS

**Angle Grinder**

230mm (9")

218

Continuous Rating Input	2.200W
Wheel Diameter	230mm (9")
No Load Speed (RPM)	6.600rpm
Dimensions (LxWxH)	450x250x144mm (17-3/4"x9-7/8"x5-5/8")
Net Weight	5.50-7.86Kg(12.1-17.3 lbs)

● Wrench, Side Grip.

Not include abrasive wheel.

**GA9060R**

15 AMPS

**Angle Grinder**

230mm (9")

218

Continuous Rating Input	2.200W
Wheel Diameter	230mm (9")
No Load Speed (RPM)	6.600rpm
Dimensions (LxWxH)	450x250x144mm (17-3/4"x9-7/8"x5-5/8")
Net Weight	5.52-7.88Kg(12.8-17.4lbs)

Not include abrasive disc.

● Wrench, Side Grip.

**GA9061**

15 AMPS

**Angle Grinder**

230mm (9")

218

Continuous Rating Input	2.200W
Wheel Diameter	230mm (9")
No Load Speed (RPM)	6.600rpm
Dimensions (LxWxH)	450x250x145mm (17-3/4"x9-7/8"x5-3/4")
Net Weight	5.63-7.99Kg(12.4-17.6lbs)

Not include abrasive wheel.

● Wrench, Side Grip

**GA9061R**

15 AMPS

**Angle Grinder**

230mm (9")

218

Continuous Rating Input	2.200W
Wheel Diameter	230mm (9")
No Load Speed (RPM)	6.600rpm
Dimensions (LxWxH)	450x250x145mm (17-3/4"x9-7/8"x5-3/4")
Net Weight	5.68-8.04Kg(12.5-17.7lbs)

Not include abrasive wheel.

● Wrench, Side Grip.

**GA9030**

15 AMPS

Rotating handle

**Angle Grinder**

230mm (9")

204

Continuous Rating Input	2.400W
Wheel Diameter	230mm (9")
No Load Speed (RPM)	6.600rpm
Dimensions (LxWxH)	503x250x140mm (19-3/4"x9-7/8"x5-1/2")
Net Weight	6.26-8.55Kg(13.8-18.9lbs)

Not include abrasive Wheel.

● Wrench, Side Handle.

**GA9040S**

15 AMPS

Rotating handle

**Angle Grinder**

230mm (9")

204

Continuous Rating Input	2.600W
Wheel Diameter	230mm (9")
No Load Speed (RPM)	6.600rpm
Dimensions (LxWxH)	503x250x140mm (19-3/4"x9-7/8"x5-1/2")
Net Weight	6.7Kg (14.8lbs)

Not include abrasive wheel.

● Wrench, Side Handle.

**927C**

10 AMPS

**Sander-Polisher**

180mm (7")

303

Continuous Rating Input	1.200W
Wool Pad	180mm (7")
Wool Bonner	180mm (7")
No Load Speed (RPM)	0-3.000rpm
Overall Length	470mm (18-1/2")
Net Weight	3.0Kg (6.6lbs)

● Loop Handle / Side Handle, Hex Wrench.

**9237C**

10 AMPS

**Sander-Polisher**

180mm (7")

303

Continuous Rating Input	1.200W
Capacity	180mm (7")
No Load Speed	0-3.200rpm
Dimensions (LxWxH)	431x198x187mm (17"x7-3/4"x7-3/8")
Net Weight	3.2-3.4Kg(7.0-7.5lbs)
Power Supply Cord	2.5m (8.2ft)

● Loop handle / Side Handle, Hex Wrench.

## 9237CB-240

10 AMPS

Polisher  
180mm (7")

303

Continuous Rating Input	1.200W
Capacity	Wool Pad: 180mm (7") Whool Bonnet: 180mm (7")
Blade Diameter	0-3.200rpm
No Load Speed (RPM)	431x198x187mm (17"x7-3/4"x7-3/8")
Dimensions (LxWxH)	3.2-3.4Kg (7.0-7.5lbs)
Net Weight	2.5m (8.2lbs)

- Side Handle, Hex Wrench, Accessory Set.

## SA7000C

11 AMPS

Angle Sander  
180mm (7")

204

Continuous Rating Input	1.600W
Abrasive Disc Size	180mm (7")
Capacity	Pad: 180mm(7")
No Load Speed	0-4.000rpm
Dimensions (LxWxH)	453x170x136mm (17-7/8"x6-11/16"x5-3/8")
Net Weight	3.5-3.6Kg(7.7-7.9lbs)

- Pad 170 (DIN), Lock Nut Wrench, Side Grip, Head Cover.

## GV5010

Disc Sander  
125mm (5")

75

Continuous Rating Input	400W
Abrasive Disc Size	125mm (5")
Capacity	Pad: 120mm(4-3/4")
No Load Speed (RPM)	0-4.500rpm
Dimensions (LxWxH)	200x74x181mm (7-7/8"x2-15/16"x7-1/8")
Net Weight	1.2Kg (2.6lbs)

- Abrasive Disc, Plastic Pad, Side Grip, Hex Socket Head Bolt, Washer, Hex Wrench.

## GV7000C

Disc Sander  
180mm (7")

303

Continuous Rating Input	900W
Abrasive Disc Size	180mm (7")
Capacity	Pad: 180mm(7")
No Load Speed (RPM)	2.500-4.700rpm
Overall Length	210mm (8-1/4")
Net Weight	2.1Kg (4.7lbs)

- Abrasive disc, Rubber pad, Lock Nut Wrench, Wrench, Side Handle.

## PK5011C

11 AMPS

Angle Sander  
125mm (5")

204

Continuous Rating Input	1.600W
Wheel Diameter	125mm (5")
No Load Speed (RPM)	2.000-5.500rpm
Dimensions (LxWxH)	468x159x155mm (18-1/2"x6-1/8")
Net Weight	4.3-4.4Kg(9.5-9.7lbs)

\*Prevents electric shock to the operator.

- Dust Cover 12mm, Rubber Pad, Side Grip, Head Cover, Lock Nut Wrench .

Interruptor\*  
anti-descarga

## PV7001C

Polisher  
180mm (7")

303

Continuous Rating Input	900W
Wheel Diameter	Pad: 180 mm (7") Wool bonnet: 180 mm (7")
No Load Speed (RPM)	600-2.000rpm
Overall Length	210mm(4.41lbs)
Net Weight	2.1-2.2Kg(4.6-4.9lbs)

- Apoyo, Wrench, Side Handle.

## PW5001C

7.9 AMPS

Stone Polisher  
100-125mm (4-5")

318

Continuous Rating Input	900W
Wheel Diameter	100-125mm (4-5")
No Load Speed (RPM)	2.000-4.000rpm
Overall Length	359mm (14-1/8")
Net Weight	2.3-2.6Kg(5.1-5.7lbs)

\*Prevents electric shock to the operator.

- Ruber Pad 100 (5/8"), Side Grip, Wrench .

Switch\*  
anti-discharge

## GD0600

Die Grinder  
6mm (1/4")

325

Continuous Rating Input	400W
Capacity	Collet: 3-6mm 25.000rpm
No Load Speed (RPM)	358x82x82mm (14-1/8"x3-1/4"x3-1/4")
Dimensions (LxWxH)	1.71-1.87Kg(3.77-4.12lbs)
Net Weight	

- Hex Wrench (2x)

Tool does not come with accessories.

## GD0603

Die Grinder  
6mm (1/4")

64

Continuous Rating Input	240W
Capacity	Collet: 6mm o 1/4"
Max Wheel Diameter	19mm
Diameter of Grip	65mm
No Load Speed (RPM)	28.000rpm
Dimensions (LxWxH)	289x64x67mm (11-3/8"x2-1/2"x2-5/8")
Net Weight	0.98Kg (2.16lbs)

- Hex Wrench (2x)

Tool does not come with accessories.



Watch Video

## GD0801C

Die Grinder  
8mm (1/4")

318

Continuous Rating Input	750W
Capacity	Collet: 8 mm (1/4") 7.000-29.000rpm
No Load Speed	390x75x88mm (15-3/8"x2-15/16"x3-1/2")
Dimensions (LxWxH)	1.96-1.97Kg(4.32-4.34lbs)
Net Weight	

- Hex Wrench (2x)

Tool does not come with accessories.

## GS5000

## Straight Grinder

125mm (5")

204



Continuous Rating Input	750W
Wheel Diameter	125mm (5")
No Load Speed (RPM)	5,600
Dimensions (LxWxH)	590x189x116mm (23-1/4"x7-7/16"x4-9/16")
Net Weight	5.0-5.2Kg (11.0-11.5lbs)
Power Supply Cord	2.5mm (8.2ft)

- Grinding Wheel, Hex Wrench, Wrench.

## GB601

## Bench Grinder

150mm (6")



Continuous Rating Input	220W
Wheel Diameter	150mm (6")
Distance Between Wheels	280mm (11")
H.P.	1/3
No Load Speed (RPM)	2,850 (50Hz) / 3,450 (60Hz)
Overall Length	378mm (14-7/8")
Net Weight	10.9Kg (24lbs)

- Protector, 2 emery wheels

## GB801

## Bench Grinder

205mm (8")



Continuous Rating Input	550W
Wheel Diameter	205 mm (8")
Hole Diameter	15.88 mm (5/8")
Wheel width	19mm (3/4")
H.P.	3/4
No Load Speed (RPM)	2,850 (50 Hz) / 3,450 (60 Hz)
Dimensions (L x W x H)	395 x 265 x 333 mm (15-9/16 x 10-7/16 x 13-7/64")
Net Weight	19.91 - 19.63 kg (43.89 - 43.28 lbs.)

- Protector, 2 emery wheels.

## 9032

## Belt Sander

9x533mm (3/8"x21")

408



Watch video



Continuous Rating Input	500W
Belt Size	9x533mm (3/8"x21")
Belt Speed	300-1,700m/min (980-5,600ft/min)
Max Sanding Depth	110mm (4-5/16")
Longitudinal total	420mm (16-1/2")
Net Weight	1.6Kg (3.5lbs)

- Abrasive Belt.

## 9910

## Belt Sander

76x457mm (3"x18")

411



Continuous Rating Input	650W
Belt Size	76x457mm (3"x18")
Belt Speed	270m/min (900ft/min)
Overall Length	262mm (16-1/2")
Net Weight	2.7Kg (6.0lbs)

- Abrasive Belt, Dust Bag Assembly.

## 9903-240

## Belt Sander

76x533mm (3"x21")

303



Continuous Rating Input	1,010W
Belt Size	76x533mm (3"x21")
Belt Speed	210-440m/min. (690-1,440ft/min)
Overall Length	296mm (11-5/8")
Net Weight	4.3Kg (9.5lbs)

- Abrasive Belt, Dust Bag Assembly.

## 9902

## Belt Sander

76x533mm (3"x21")

303



Continuous Rating Input	1,010W
Belt Size	76x533mm (3"x21")
Belt Speed	210-440m/min. (690-1,440ft/min)
Overall Length	296mm (11-5/8")
Net Weight	4.3Kg (9.5lbs)

- Abrasive Belt, Dust Bag Assembly.

## 9920

## Belt Sander

76x610mm (3"x24")

303



Continuous Rating Input	1,010W
Belt Size	76x610mm (3"x24")
Belt Speed	210-440m/min. (690-1,440ft/min)
Overall Length	334mm (13-1/8")
Net Weight	4.5Kg (9.9lbs)

- Abrasive Belt, Dust Bag Assembly.

## 9924DB

## Belt Sander

76x610mm (3"x24")

124



Continuous Rating Input	850W
Belt Size	76x610.620mm (3"x24.24-3/8")
Belt Speed	400m/min. (1,300ft/min)
Overall Length	355mm (14")
Net Weight	4.8Kg (10.6lbs)

- Abrasive Belt, Carbon Plate, Dust Bag Assembly

## 9404

## Belt Sander

100x610mm (4"x24")

303



Continuous Rating Input	1,010W
Belt Size	100x610mm (4"x24")
Belt Speed	210-440m/min. (660-1,440ft/min)
Overall Length	334mm (13-1/8")
Net weight	4.8Kg (10.6lbs)

- Abrasive Belt, Dust Bag Assembly.



9403



## Belt Sander

100x610mm (4"x24")

303

Continuous Rating Input	1.200W
Belt Size	100x610mm (4"x24")
Belt Speed	500m/min. (1.640ft/min)
Overall Length	353mm (13-7/8")
Net Weight	5.7Kg (12.6lbs)

- Abrasive Belt, Dust bag Assembly.



9046



## Orbital Sander

419

Continuous Rating Input	600W
Pad Size	115x229mm (4-1/2"x9")
Abrasive Paper Size	115x280mm (4-1/2"x11")
Orbits Per Minute (OPM)	6.000
Overall Length	283mm (11-1/8")
Orbit Diameter	5mm (3/16")
Net Weight	3.1Kg (6.8lbs)

- Abrasive paper (6x), paper dust bag.



BO3710



## Finishing Sander

75

Continuous Rating Input	190W
Pad size	93x185mm (3-5/8"x7-1/4")
Abrasive paper size	93x228mm (3-5/8"x9")
Orbits Per Minute (OPM)	11.000
Dimensions (LxWxH)	253x92x154 mm (10"x3-5/8"x6-1/16")
Net Weight	1.6Kg (3.5lbs)

- Abrasive Paper, Punch Plate, Dust Bag.



BO4557



## Finishing Sander

407

Continuous Rating Input	180W
Pad Size	112x102mm (4-3/8"x4")
Abrasive Paper Size	114x140mm (4-1/2"x5-1/2")
Orbits Per Minute (OPM)	14.000
Dimensions (LxWxH)	131x12x137mm (5-1/8"x4-3/8"x5-3/8")
Net Weight	1.0Kg (2.1lbs)

- Abrasive Paper, Paper Dust Bag, Paper Dust Bag Holder.



BO4556



## Finishing Sander

407

Continuous Rating Input	200W
Pad Size	112x102mm (4-3/8"x4")
Abrasive Paper Size	114x140mm (4-1/2"x5-1/2")
Orbits Per Minute (OPM)	14.000
Dimensions (LxWxH)	131x112x141mm (5-1/8"x4-3/8"x5-9/16")
Net Weight	1.1Kg (2.5lbs)

- Abrasive Paper, Punch Plate, Dust Bag.



BO4558



## Finishing Sander

407

Continuous Rating Input	200W
Pad Size	112x102mm (4-3/8"x4")
Abrasive Paper Size	114x140mm (4-1/2"x5-1/2")
Orbits Per Minute (OPM)	14.000
Dimensions (LxWxH)	131x112x141mm (5-1/8"x4-3/8"x5-9/16")
Net Weight	1.2Kg (2.6lbs)

- Abrasive Paper, Dust Bag Assembly, Base.



BO4900



## Finishing Sander

407

Continuous Rating Input	330W
Pad Size	115x229mm (4-1/2"x9")
Abrasive Paper Size	115x232mm (4-1/2"x9-1/8")
Orbits Per Minute (OPM)	10.000
Overall Length	289mm (11-3/8")
Net Weight	2.7Kg (6.0lbs)

- Abrasive Paper, Paper Dust Bag, Paper Dust Bag Holder.



BO5030/BO5031



## Random Orbit Sander

407

Continuous Rating Input	300W
Pad Size	123mm (4-7/8")
Abrasive Disc Size	125mm (5")
Orbits Per Minute (OPM)	BO5030: 12.000 BO5031: 4.000-12.000
Dimensions (LxWxH)	153x123x125.3mm (6"x4-7/8"x6")
Net Weight	1.3Kg (2.9lbs)

- Abrasive Disc (7430818), Dust Bag.



BO6030



## Random Orbit Sander

407

Continuous Rating Input	310W
Pad Diameter	150mm (6")
Abrasive Disc Size	150mm (6")
Orbits Per Minute (OPM)	4.000-10.000
Overall Length	309mm (12-1/8")
Orbit Diameter	3.0mm (1/8")
Net Weight	2.4Kg (5.2lbs)

- Abrasive Disc, Dust Bag Assembly.



BO6050J



## Random Orbit Sander

326

Continuous Rating Input	750W
Pad Diameter	150mm (6")
Abrasive Disc Size	150mm (6")
Orbits Per Minute (OPM)	1.600-6.800
Orbit Diameter	5.5mm (7/32")
Dimensions (LxWxH)	330x155x145mm (13"x6-1/8"x5-3/4")
Net Weight	2.6Kg (5.7lbs)
Power Supply Cord	2.5m (8.2ft)

- Velcro 6" sandpaper for paiting, Side Grip, Dust Nozzle, Protector, Makpac box.



**PC5010C**



**Concrete Planer**  
125mm (5")

253

Continuous Rating Input	1,400W
Wheel Diameter	125mm (5")
Hole Diameter	22.23 mm (7/8")
No Load Speed (RPM)	4,000 - 9,000 rpm
Dimensions (LxWxH)	350x231x179 mm (13-3/4"x9-1/8"x7")
Net Weight	2.5 - 3.6 kg (5.5 - 7.9 lbs.)
Power supply cord	4.0 m (13.1 ft)

- Offset diamond wheel, Lock Nut Wrench, Hex Wrench, Dust Bag, Brush Set, Front Grip.

**PO5000C**

Orbital rotary mode  
Eccentric mode



**Random Orbit Polisher**

Continuous Rating Input	900W
Pad size	125mm (5") / 150mm (6")
Orbits Per Minute	0-6,800
Velocidad por minuto	0-13,600
No Load Speed (RPM)	0-780
Dimensions (LxWxH)	451x123x134mm (17-3/4"x4-7/8"x5-1/4")
Net Weight	2.8-3.0Kg(6.2-6.5lbs)

- Hex Wrench, Pad

**LS1018L**



**Slide Compound Miter Saw**  
255mm (10")

Continuous Rating Input	1,430W
Wheel Diameter	255-260mm (10-1/4")
Miter Angle	Miter Angle: 47°L/60°R Bevel angle: 45°L/45°R
Max Cutting Capacity	a 90 grades: 91x305mm (3-5/8"x12") a 45 grades: 91x215mm (3-5/8"x8-1/2")
No Load Speed (RPM)	4,300
Dimensions (LxWxH)	825x536x633mm (32-1/2"x21-1/8"x24")
Net Weight	20.6Kg (45.4lbs)
Power Supply Cord	2.5m (8.2ft)

- TCT Saw Blade, vertical vise, socket wrench, triangular rule, dust bag, holder assembly.

**LS1019L**



**Slide Compound Miter Saw**  
260mm (10-1/4")

Continuous Rating Input	1,510W
Wheel Diameter	260 mm (10-1/4")
Miter Angle	60° L / 60° R
Max Cutting Capacity	a 90 grades: 91x279mm (3-5/8"x12") a 45 grades: 91x197mm (3-5/8"x12")
Bevel / Miter	90°/90°: 68 / 310 mm 90°/90°: 91 / 279 mm (3-5/8" / 11") 90°/45°LR: 68 / 218 mm 90°/45°LR: 91 / 197 mm (3-5/8" / 7-3/4")
No Load Speed (RPM)	3,200
Dimensions (LxWxH)	805x644x660 mm (31-3/4"x25-3/8"x26")
Net Weight / Power Supply Cord	26.3 kg (57.9 lbs.) / 2.5m (8.2ft)

- TCT Saw Blade, Dust Bag, Triangular Rule, Vertical Vise, Socket Wrench, Hex Wrench, Holder Assembly.

**LS1030N**



**Miter Saw**  
260mm (10-1/4")

153

Continuous Rating Input	1,650W
Max Cutting Capacity	a 90 grades: 90.5x95mm (3-9/16"x3-3/4") a 45 grades: 90.5x67mm (3-9/16"x2-5/8")
Wheel Diameter	260 mm (10-1/4")
No Load Speed	4,600rpm
Dimensions (LxWxH)	530x476x532 mm (20-7/8"x18-3/4"x21")
Net Weight	12.1Kg (26.7lbs)



**LS1040F**



**Compound Miter Saw**  
255mm (10")

154

Continuous Rating Input	1,650W
Max Cutting Capacity	90 grades: 90.5x95mm (3-9/16"x3-3/4") 45 grades: 90.5x67mm (3-9/16"x2-5/8")
Wheel Diameter	260mm (10-1/4")
No Load Speed (RPM)	4,600rpm
Dimensions (LxWxH)	530x476x532 mm (20-7/8"x18-3/8"x21")
Net Weight	12.6Kg (27.8lbs)

- Socket Wrench, dust bag, deposits (2x), squad, wheel.

**LS1216**



**Telescopic Miter Saw**  
305mm (12")

153

Continuous Rating Input	1,650W
Max cutting capacity	a 90 grades: 107x363mm (4-1/4"x14-1/4") a 45 grades: 107x255mm (4-1/4"x10")
Blade Diameter	305mm (12")
No Load Speed (RPM)	3,200rpm
Dimensions (LxWxH)	721x640x806mm (28-3/8"x25-1/4"x31-3/4")
Net Weight	26.6Kg (58.6lbs)

- Carbide-tipped Saw Blade, Vertical Vise, Wrench, triangular wrench, Dust Bag, Holder.

**LS1221**



**Compound Miter Saw**  
305mm (12")

154

Continuous Rating Input	1,650W
Max Cutting Capacity	90 grades: 98x153mm (3-7/8"x6") 45 grades: 70x149mm (2-3/4"x5-7/8")
Blade Diameter	305mm (12")
No Load Speed (RPM)	4,000rpm
Dimensions (LxWxH)	674x610x607mm (26-1/2"x24"x23-7/8")
Net Weight	16.8Kg (37.0lbs)

- Carbide-Tipped Saw Blade, Elbow, Socket Wrench, Socket Wrench, Dust Bag.

**MLS100**



**Compound Miter Saw**  
255mm (10")

Continuous Rating Input	1,500W
Capacity	90 grades: 75x130mm (3-9/16"x3-3/4") 45 grades: 75x90mm (2-15/16"x3-1/2")
Blade Diameter	255mm (10")
No Load Speed (RPM)	4,200rpm
Dimensions (LxWxH)	610x485x515mm (24"x19-1/8"x20-1/4")
Net Weight	14.7Kg (32.4lbs)
Power Supply Cord	2.5m (8.2ft)

- Carbide-tipped Saw Blade, Wrench, Dust Bag, Holder (2x), Vertical Vise, triangular rule, base.

**LH1201FL**



**Table Top Miter Saw**  
305mm (12")

Continuous Rating Input	1,650W
Max Cutting Capacity	90°: 62 x 200 mm (2-7/16" x 7-7/8") 90°: 95 x 155 mm (3-3/4" x 6-1/8") 90°, Table Saw: 52 mm (2-1/16")
Blade Diameter	305mm (12")
No Load Speed (RPM)	3,800rpm
Dimensions (LxWxH)	610x535x692mm (24"x21"x27-1/4")
Net Weight	20.9Kg(46.1lbs)



## MLT100

Table Saw  
255mm (10")

JM23000123

Continuous Rating Input	1.500W
Max Cutting Capacity	<b>a 90 grades:</b> 91mm (3-9/16") <b>a 45 grades:</b> 63mm (2-1/2")
Blade	260mm (10-1/4")
No Load Speed (RPM)	4.300rpm
Dimensions (LxWxH)	726x984x333mm (28-1/2"x38-3/4"x13-1/8")
Net Weight	34.1Kg (75.2lbs)

## 2703

Table Saw  
255mm (10")

154

Continuous Rating Input	1.650W
Max Cutting Capacity	<b>90 grades:</b> 91mm (3-9/16") <b>45 grades:</b> 63mm (2-1/2")
Blade Diameter	255mm (10")
No Load Speed	4.600rpm
Dimensions (LxWxH)	686x560x308mm (27"x22"x12-1/8")
Net Weight	17.8-18.9Kg(39.2-41.7lbs)

## 2703X1

Table Saw  
255mm (10")

154

Continuous Rating Input	1.650W
Max Cutting Capacity	<b>a 90 grades:</b> 91mm (3-9/16") <b>a 45 grades:</b> 63mm (2-1/2")
Blade Diameter	255mm (10")
No Load Speed	4.600rpm
Dimensions (LxWxH)	686x560x308mm (27"x22"x12-1/8")
Net Weight	17.8-18.9Kg(39.2-41.7lbs)

## 2704

Table Saw  
255mm (10")

154

Continuous Rating Input	1.650W
Max Cutting Capacity	<b>90 grades:</b> 93mm (3-9/16") <b>45 grades:</b> 64mm (2-1/2")
Blade Diameter	260mm (10-1/4")
No Load Speed	4.800rpm
Bevel Cutting Capacity	-0.5- 45.5
Dimensions (LxWxH)	665x766x344mm (26-1/4"x30-1/4"x13-1/2")
Net Weight	34.9Kg (77.9lbs)

## SJ401



## Scroll Saw

Continuous Rating Input	50W
Capacity	Depth of cut: 50mm (2") Entry: 406mm (16")
Longitud de recorrido	18mm (11/16")
Strokes Per Minute (SPM)	400-1.600
Overall Length	600mm (23-5/8")
Net Weight	14.1Kg (31lbs)

● Recipro Saw Blade, Hex Wrench, .

## HS7600

Circular Saw  
185mm (7-1/4")

303

Continuous Rating Input	1.200W
Max Cutting Capacity	<b>90 grades:</b> 64mm (2-1/2") <b>45 grades:</b> 42mm (1-5/8")
Blade Diameter	185mm (7-1/4")
No Load Speed (RPM)	5.200
Dimensions (LxWxH)	309x234x255mm (12-1/8"x9-1/4"x10")
Net Weight	3.8Kg(8.3lbs)
Power Supply Cord	2.5m (8.2ft)

● Carbide-Tipped Saw Blade, Hex Wrench, Rip Fence (Guide Rule).

## HS7010



## Circular Saw

Continuous Rating Input	1.600W
Max Cutting Capacity	<b>90 grades:</b> 65/67mm (2-9/16" / 2-5/8") <b>45 grades:</b> 44/45mm (1-3/4" / 1-3/4")
Blade Diameter	185-190mm (7-1/4" / 7-1/2")
No Load Speed (RPM)	5.500
Dimensions (LxWxH)	300x240x261mm (11-3/4"x9-1/2"x10-1/4")
Net Weight	4.0Kg (8.9lbs)
Power Supply Cord	2.5m (8.2ft)

● Carbide-tipped Saw Blade, Hex Wrench, Rip Fence (Guide Rule).

## 5007N / K

Circular Saw  
185mm (7-1/4")

5007N 154

Continuous Rating Input	1.800W
Max Cutting Capacity	<b>90 grades:</b> 63.5mm (2-1/2") <b>45 grades:</b> 45mm (1-3/4") <b>50 grades:</b> 35mm (1-3/8")
Blade Diameter	185mm (7-1/4")
No Load Speed	5.800rpm
Dimensions (LxWxH)	317x240x265mm (12-1/2"x9-1/2"x10-3/8")
Net Weight	5Kg(11lbs)

● Carbide Tipped Saw Blade, Hex Wrench, Rip Fence (Guide Rule).

## 5007MG

Circular Saw  
185mm (7-1/4")

154

Continuous Rating Input	1.800W
Max Cutting Capacity	<b>90 grades:</b> 63.5mm (2-1/2") <b>45 grades:</b> 45mm (1-3/4") <b>56 grades:</b> 35mm (1-3/8")
Blade Diameter	185mm (7-1/4")
No Load Speed	5,800rpm
Dimensions (LxWxH)	317x240x265mm (12-1/2"x9-1/2"x10-3/8")
Net Weight	4.6Kg(10.1lbs)

● Carbide-Tipped Saw Blade, Hex Wrench, Rip Fence (Guide rule).

## 5477NB

Hypoid Saw  
185mm (7-1/4")

154

Max Cutting Capacity	<b>90 grades:</b> 60mm (2-3/8") <b>45 grades:</b> 44mm (1-3/4") <b>50 grades:</b> 40mm (1-9/16")
Blade Diameter	185mm (7-1/4")
No Load Speed	4,500rpm
Dimensions (LxWxH)	442x183x254mm (17-3/8"x7-1/4"x10")
Net Weight	6.3Kg(13.9lbs)

● Carbide-Tipped Saw Blade, Hex Wrench.



5704RK-240

Circular Saw  
190mm (7-1/2")

303



Continuous Rating Input	1.200W
Max Cutting Capacity	90 grades: 66mm (2-5/8") 45 grades: 46mm (1-13/16")
Blade Diameter	190mm (7-1/2")
No Load Speed (RPM)	4.900rpm
Dimensions (LxWxH)	4.9Kg (10.8lbs)
Net Weight	2.5m (8.2ft)

● TCT Saw Blade, Guide Rule, Hex Wrench



5008MG

Circular Saw  
210mm (8-1/4")

154



Continuous Rating Input	1.800W
Max Cutting Capacity	90 grades: 75.5mm (3") 45 grades: 57mm (2-1/4") 50 grades: 51.5mm (2")
Blade Diameter	210mm (8-1/4")
No Load Speed	4.900rpm
Dimensions (LxWxH)	332x243x277mm (13-1/8"x9-9/16"x10-7/8")
Net Weight	4.8Kg (10.6lbs)

● Carbide-Tipped Saw Blade, Hex Wrench, Guide Rule.



N5900B

Circular Saw  
235mm (9-1/4")

154



Continuous Rating Input	2.000W
Max Cutting Capacity	90 grades: 85mm (3-3/8") 45 grades: 60mm (2-3/8") 50 grades: 53mm (2-1/16")
Blade Diameter	235mm (9-1/4")
No Load Speed (RPM)	4.100rpm
Overall Length	380mm (15")
Net Weight	6.8Kg (14.8lbs)

● Carbide Tipped Saw Blade, Hex Wrench, Rip Fence (Guide rule).



HS0600

Circular Saw  
260mm (10-1/4") / 270mm



Blade Diameter	260/270mm (10-1/4/10-5/8")
Max Cutting Capacity	90 grades: 97/101mm (3-13/16/4") 45 grades: 68/71mm (2-11/16/2-13/16") 50 grades: 61/63mm (2-3/8/2-1/2")
No Load Speed	4.300
Dimensions (LxWxH)	418x273x324mm (16-1/2"x10-3/4"x12-3/4")
Net Weight	6.9Kg (15.2lbs)
Power Supply Cord	2.5m (8.2ft)

● TCT Saw Blade, Hex Wrench, Rip Fence (guide rule).



5402NA

Circular Saw  
415mm (16-5/16")

203



Continuous Rating Input	1.650W
Max Cutting Capacity	90 grades: 158mm (6-1/4") 45 grades: 106mm (4-3/16")
Blade Diameter	415mm (16-5/16")
No Load Speed (RPM)	2.200
Overall Length	616mm (24-1/4")
Net Weight	12.5Kg (27.6lbs)
Power Supply Cord	5.0m (16.4ft)

● Carbide-Tipped Saw Blade, Hex Wrench, Guide Rule.



CA5000X

Optional  
6 teeth a 90°  
B-48832  
6 teeth a 135°  
B-48860



Watch Video



Aluminum Groove Cutter

303

Blade Diameter	4-5/8"
Max Cutting Capacity	7/16"
No Load Speed (RPM)	2.200-6.400
Dimensions (LxWxH)	346x250x250mm (13-5/8"x9-7/8"x9-7/8")
Net Weight	4.7Kg (10.4lbs)

● Cutter Blade

SP6000

Plunge Cut Circular Saw  
165mm (6-1/2")

303



Model SP6000  
with guide 1.4m  
part no. 194368-5

Continuous Rating Input	1.300W
Capacity	90 grades: 56mm (2-3/16") 45 grades: 40mm (1-9/16") 48 grades: 38mm (1-1/2")
Blade Diameter	165mm (6-1/2")
No Load Speed (RPM)	2.000-5.800rpm
Dimensions (LxWxH)	341x225x250mm (13-3/8"x8-7/8"x9-7/8")
Net weight	4.1Kg (9lbs)
Power Supply Cord	2.5m (8.2ft)

● Carbide-tipped saw blade, Hex Wrench, Rip Fence (Guide Rule) 1.4m (194368-5).



4327

Jig Saw

75



Continuous Rating Input	450W
Capacity	Wood: 65mm (2-9/16") Steel: 6mm (1/4")
Length of Stroke	18mm (11/16")
Strokes Per Minute (SPM)	500-3.100
Dimensions (LxWxH)	224x77x197mm (8-7/8"x3"x7-3/4")
Net Weight	1.9Kg (4.2lbs)

● Jig Saw Blade, Hex Wrench.



4329K

Jig Saw

75



Capacity	Wood: 65mm (2-9/16") Steel: 6mm (1/4")
Length of Stroke	18mm (11/16")
Strokes Per Minute (SPM)	500-3.100
Dimensions (LxWxH)	223x77x197mm (8-3/4"x3"x7-3/4")
Net Weight	1.9Kg (4.2lbs)

● Hex Wrench.



Makita reserves the right to change the specifications of parts and accessories without prior notice. Standard equipment, specification and photography may vary. The accessories may not be included from the origin with the tools although they are indicated in this catalog.

Makita reserves the right to change the specifications of parts and accessories without prior notice. Standard equipment, specification and photography may vary. The accessories may not be included from the origin with the tools although they are indicated in this catalog.

**JV0600K**

**Jig Saw**

64



Continuous Rating Input	650W
Capacity	Wood: 90mm (3-1/2") Steel: 10mm (3/8")
Length of travel	23mm (7/8")
Strokes Per Minute (SPM)	500-3.100
Dimensions (LxWxH)	236x77x199mm (9-1/4"x3"x7-7/8")
Net Weight	2.4Kg (5.2lbs)

- Hex Wrench, Jig Saw Blade .



**4350T**

**Jig Saw**

407



Continuous Rating Input	580W
Capacity	Wood: 135mm (5-5/16") Steel: 10mm (3/8")
Length of Stroke	26mm (1")
Strokes Per Minute	2.800
Dimensions (LxWxH)	236x73x207mm (9-1/4"x2-7/8"x8-1/8")
Net Weight	2.7Kg (5.8 lbs)

- Hex Wrench, Jig Saw Blade Set, Cover Plate, Anti-Splintering Device.



**4350FCT**

**Jig Saw**

419



Continuous Rating Input	720W
Capacity	Wood : 135mm (5-5/16") Steel: 10mm (3/8")
Length of Stroke	26mm (1")
Strokes Per Minute (SPM)	800-2.800
Dimensions (LxWxH)	236x73x207mm (9-1/4"x2-7/8"x8-1/8")
Net Weight	2.7Kg (5.8 lbs)
Power Supply Cord	2.5m (8.2ft)

- hex Wrench, Jig Saw Blade Set.



**1600**

**Power Planer**

100



Continuous Rating Input	750W
Planing Width	80mm (3-1/8")
Planing Depth	3mm (1/8")
No Load Speed	16.000
Overall Length	375mm (14-3/4")
Net Weight	5.3Kg (11.8lbs)
Power Supply Cord	5.0m (16.4ft)

- Sharpening Holder Assembly , Triangular Rule, Socket Wrench, Planer Blade.



**KP0800 / K**

**Power Planer**

408



Continuous Rating Input	620W
Planing Width	82mm (3-1/4")
Planing Depth	2.5mm (3/32")
No Load Speed (RPM)	17.000
Dimensions (LxWxH)	285x158x158mm (11-1/4"x6-1/4"x6-1/4")
Net Weight	2.8Kg (6.2 lbs)

- Planer Blade, Blade Gauge, Socket Wrench, Dust Nozzle, KP0800K: Case.



**1100**

**Power Planer**

82mm (3-1/4")



Continuous Rating Input	750W
Planing Width	82mm (3-1/4")
Planing Depth	3mm (1/8")
No Load Speed	18.000
Overall Length	415mm (16-3/8")
Net Weight	5.1Kg (11.2lbs)
Power Supply Cord	5.0m (16.4ft)

- Sharpening Holder Assembly, Blade Gauge, Socket Wrench, Planer Blade, Guide Rule.



**1912B**

**Planer**

110mm (4-3/8")

107



Continuous Rating Input	850W
Cutting Width	110mm (4-3/8")
Cutting Depth	2mm (1/16")
No Load Speed	16.000
Overall Length	355mm (14")
Net weight	4.2Kg (9.3lbs)

- Set Blade, Socket Wrench.



**1805N**

**Power Planer**

155mm (6-1/8")

124



Continuous Rating Input	1.140W
Planing Width	155mm (6-1/8")
Planing Depth	2mm (1/16")
No Load Speed (RPM)	15.000
Overall Length	445mm (17-1/2")
Net Weight	7.9Kg (17.3 lbs)

- Blade Set, Socket Wrench, Sharpening Holder Assembly, Blade Gauge .



**2012NB**

**Planer**

304mm (12")

124



Continuous Rating Input	1.650W
Cutting Width	304mm (12")
Cutting Depth	Cutting Width 0-150mm: 3mm (1/8") Cutting Width 150-240mm: 1.5mm (1/16")
No Load Speed (RPM)	8.5m (27.9ft)
Table Size (WxL)	304x771mm (12"x30-3/8")
Dimensions (LxWxH)	483x771x401mm (19"x30-3/8"x15-13/16")
Net Weight	27.1-27.6Kg (59.7-60.9lbs)

- Hex Wrench, Wrench, Magnetic Holder (2x)



3606

7 AMPS



Router

6mm (1/4")

107

Continuous Rating Input	760W
Capacity	Collet: 6mm (1/4")
No Load Speed	30.000
Overall Length	181mm (7-1/8")
Net Weight	2.5Kg (5.5lbs)

- Collet 6mm (1/4"), Clamp Nut, Wrench (2x).

RD1101

11 AMPS



Router

12mm (1/2")

303

Continuous Rating Input	1.100W
Capacity	Collet: 1/2" y 1/4"
No Load Speed (RPM)	8.000-24.000
Net Weight	3.4Kg (7.4 lbs)
Power Supply Cord	2.9m (8.2ft)

- Collet cone (1/2"), collet adapter (1/4"), wrench (x2).

RF1101

11 AMPS



Router

12mm (1/2")

303

Continuous Rating Input	1.100W
Capacity	Collet: 1/2" y 1/4"
Plunge Capacity	0-55mm (2-3/16")
No Load Speed (RPM)	8.000-24.000rpm
Overall Height	223mm (8-3/4")
Net Weight	3.3Kg (7.3 lbs)

- Collet cone (1/2"), collet adapter (1/4"), wrench (x2).

RP0900K

8 AMPS



Router

6mm (1/4")

107

Continuous Rating Input	900W
Capacity	Collet: 6mm (1/4")
No Load Speed (RPM)	27.000rpm
Dimensions (LxWxH)	256x110x217mm (10-3/32"x4-5/16"x8-17/32")
Net Weight	2.7Kg (6.0lbs)

- Straight guide, spanner (x2), Case.

RP1800/RP1801-240

15 AMPS



Router

12mm (1/2")

203

Continuous Rating Input	RP1801:16550W RP1800: 1.650W
Capacity	Collet: 12mm or 1/2"
Plunge Capacity	0-70mm (6-11/16")
Base Dia	170mm (6-11/16")
No Load Speed (RPM)	22.000
Dimensions (LxWxH)	155x294x312mm (6-1/8"x11-5/8"x12-1/4")
Net Weight	6.0Kg (13.2lbs)

- Straigh Guide, collet cone, Screw M6x135

RP2301FC

15 AMPS



Router

12mm (1/2")

203

Continuous Rating Input	2.100W
Capacity	Collet: 12mm or 1/2"
Depth adjustment	0-70mm (6-11/16")
No Load Speed (RPM)	9.000-22.000
Dimensions (LxWxH)	155x294x312mm (6-1/8"x11-5/8"x12-1/4")
Net Weight	6.1Kg (13.4lbs)

Type precise depth adjustment.

- Collet Cone, wrench, Screw M6x135

RT0701C

6.5 AMPS



Router

408

No Load Speed	10.000-30.000rpm
Overall Length	7-7/8"
Net Weight	1.7Kg (3.9lbs)
Output Power (HP)	1-1/4

- Straight guide, Lock Nut Wrench(x2)

RT0700CX2

6.5 AMPS

Includes base 196091-8

Include base 196094-2



Include base 196092-6

This base 196093-4 sold by separated

Router

6mm (1/4")

411

Continuous Rating Input	710W
Capacity	Collet: 6mm (1/4") , 8mm (3/8")
No Load Speed	10.000-30.000rpm
Dimensions (LxWxH)	89x89x200mm (3-1/2"x3-1/2"x7-7/8")
Net Weight	1.8-2.7Kg (3.9-6.0 lbs)

- Trimming base, straight guide, Collet cone (2x), Wrench (2x).




RP2301



RT0700



**3709**

4.6 AMPS

**Trimmer**

6mm (1/4")

408

Continuous Rating Input	530W
Capacity	Collet: 6mm (1/4")
No Load Speed	30,000
Dimensions (LxWxH)	82x90x199mm (3-1/4"x3-1/2"x7-7/8")
Net Weight	1.5Kg (3.3lbs)

- Edging guide, Straight Guide Assembly, Templet Guide, Straight Bit, Wrench (2x), Collet Cone 6mm (1/4"), chip deflector.

**3711-240**

NEW

**Trimmer**

6mm (1/4")

Continuous Rating Input	530W
Collet Size	6mm (1/4")
Base Inner	35mm (1-3/8")
No Load Speed (RPM)	32,000
Plunge Capacity	0 - 42mm (0 - 1-5/8")
Dimensions (L x W x H)	82 x 90 x 211 mm (3-1/4 x 3-1/2 x 8-5/16")
Net weight	1.5 kg (3.3 lbs.)
Power supply cord	2.5 m (8.2 ft)

**3706**

5 AMPS

**Cut-out Tool**

6.35mm (1/4")

64

Continuous Rating Input	550W
Capacity	Collet: 3.18mm (1/8") or 6.35mm (1/4")
No Load Speed	32,000
Overall Height	250mm (9-7/8")
Net Weight	1.1Kg (2.4lbs)

- Collet Sleeve 3.18mm (1/8"), Collet Cone 6.35mm (1/4"), Collet Nut, Reducer, Wrench 12, Wrench Holder.

**TM300CX6****Multi Tool**

458

Continuous Rating Input	320W
Strokes Per Minute	6,000-20,000
Dimensions (LxWxH)	275x64x92mm (10-7/8"x2-1/2"x3-5/8")
Net Weight	1.4-1.5Kg (3.2-3.3lbs)

- Oscillating multi tool accessories, wrench, tool box.

**VR1000/X/X2****Concrete Vibrator**

4.5 m (14.8 ft)

204

Continuous Rating Input	1,900W
Vibrator diameter	35 mm (1-3/8")
Square Drive	8 mm (5/16")
Flexible Shaft Assembly	1.5, 3.5, 4.5 m (4.9, 11.5, 14.8 ft)
Vibrations per minute	16,000
Dimensions (L x W x H)	387x109x123 mm (15-1/4"x4-1/4"x4-7/8")
Net weight	3.6 kg (8.0 lbs.)

VR1000X: VR1000 + 198701-3 3.5M SHAFT

VR1000X2: VR1000 + 198702-1 4M SHAFT

**PJ7000**Optional  
A-95118**Plate Joiner**

458

Continuous Rating Input	701W
Blade Diameter	100mm (4")
No Load Speed (RPM)	11,000rpm
Dimensions (LxWxH)	302x139x145mm (11-7/8"x5-1/2"x5-3/4")
Net Weight	2.8Kg (6.2 lbs)

- Cutter Blade, Angle guide, Dust Bag, set plate, Socket Wrench.

**HG6530VK/-240****Heat Gun**

Continuous Rating Input	2,000W
Air Temperature (grades C)	50-650
Air Flow	Stage 1: 280 L/min Stage 2: 280 L/min Stage 3: 550 L/min
Dimensions (L x W x H)	253x85x205 mm (10"x3-3/8"x8-1/8")
Net weight	0.73 kg (1.6 lbs.)
Power supply cord	2.0 m (6.6 ft)

**AF506****Pneumatic Brand Nailer**

18Ga

Capacity	Length: 15-50mm (5/8"-2") Gauge: 18Ga
	100pcs
Operating Pressure	0.39-0.78MPa (60-115PSI)
Dimensions (LxWxH)	260x64x237mm (10-1/4"x2-1/2"x9-3/8")
Net Weight	1.4Kg (3.1lbs)

- Oil supply, Safety Goggles.



**LD030P**

LED light screen



**Distance measuring laser**

Measuring Range	0.20-30m
Operating Temperature	0°C to 40°C
Storage Temperature	-25°C-70°C
Tolerance	+2.0mm/10m
Max measuring tolerance	+3.0mm/10m
Diameter of Laser Point	6mm/10m
Laser Type	Class 2: 635nm
Power Supply	AAA 1.5V, 2 pzas.
Dimensions (LxWxH)	117x53x25mm (4.5"x2.14"x1")
Net Weight	0.09Kg (0.20lbs)

● Alkaline Dry Battery (2x), Case.

**LD050P**

LED light screen



**Distance measuring laser**

Measuring Range	0.05m-50m
Max Measuring Accuracy	+/- 1.98mm (5/64")
Measuring Functions	7: distance, area, volume, permanent, min/max, +/- & pythagoras (2 & 3 points)
Operating Time	1 pair of batteries AAA up to 5,000 measurements
Measuring Memory	the last 5 measures
Auto off Function	(increase performance)
Power Supply	Battery : AAA 1.5V x 2 pzas.
Net Weight	0.099Kg (0.22lbs)

● Alkaline Dry Battery (2x), carrying strap.

**LD080P**

LED light screen



**Distance measuring laser**

Measuring Range	0.05-80 m
Max Measuring Accuracy	+/- 1.58mm (1/16")
Measurement Function	9: distance, area, volume, permanent, min/max, +/- stake out, pythagoras (2 & 3 points) & pythagoras partial height
Operating Time	1 pair of batteries AAA until 5,000 measurements
Measuring Memory	the last 20 measures
Auto off function	(increase performance)
Power Supply	Battery : AAA 1.5V x 2 pzas.
Net Weight	0.29Kg (0.6lbs)

● Alkaline Dry Battery (2x), carrying strap.

**SK700DZ**

**Red Multi Line Laser**



Leveling accuracy	2 mm / 10 m
Self-leveling range	4
Number of laser lines	8
Laser type	Laser class 2: 630 - 645 nm
Operating Temperature	-10 - 50°C
Protection class	IP54
Dimensions (L x W x H)	w/ BL1016/BL1021B: 149 x 104 x 153 mm (5-7/8 x 4-1/8 x 6")
Net weight	0.99 - 1.2 kg (2.2 - 2.7 lbs.)

Battery and charger are not included .


**SK700GDZ**

**Green Multi Line Laser**



Leveling accuracy	2 mm / 10 m
Self-leveling range	4
Number of laser lines	8
Laser type	Laser class 2: 510 - 530 nm
Operating Temperature	-10 - 50°C
Protection class	IP54
Dimensions (L x W x H)	w/ BL1016/BL1021B: 149 x 104 x 153 mm (5-7/8 x 4-1/8 x 6")
Net weight	0.99 - 1.2 kg (2.2 - 2.7 lbs.)

Battery and charger are not included .



**SK105GDZ/SK105DZ**

**Rechargeable Green Cross Line Laser**



Measuring range	SK105GD : Up to: 35 m / SK105D : Up to: 25 m
Leveling accuracy	±3 mm / 10 m
Self-leveling range	±4°
Laser fan angle	Horizontal: 180° Vertical: 160°
Number of laser lines	2
Laser type	Laser class 2: SK105GD : 525 nm / SK105D : 635nm
Net weight	0.67 - 0.84 kg (1.5 - 1.9 lbs.)

SK105GDZ/SK105DZ Battery and charger are not included.

● Soft bag, Adapter, Target Plate

**SK106GDZ/SK106DZ**

**Rechargeable Green Cross Line Laser**



Measuring range	SK106GD : Up to: 35 m / SK106D : Up to: 25 m
Leveling accuracy	±3 mm / 10 m
Self-leveling range	±4°
Laser fan angle	Horizontal: 180° Vertical: 170°
Number of laser lines	2
Laser type	Laser class 2: SK106GD : 525 nm / SK106D : 635nm
Net weight	0.69 - 0.85 kg (1.5 - 1.9 lbs.)

SK106GDZ/SK106DZ Battery and charger are not included.

● Soft bag, adapter, Target Plate .





MAC2400



MAC700



MAC700

**Air Compressor**  
2.0HP



Tank Max Pressure	9bar (130PSI)
Output Power	2.0HP
Tank	9.8L
Dimensions (LxWxH)	458x255x560mm (18"x10"x22")
Net Weight	23.6Kg (52lbs)

MAC2400

**Air Compressor**  
2.5HP



Maximum pressure	9bar (130PSI)
Output Power	2.5HP
Tank	16L
Dimensions (LxWxH)	491x476x458mm (19-3/8"x18-3/4"x18")
Net Weight	34.9Kg (77lbs)

MAC5200

**Air Compressor**  
3.0HP



Tank Max Pressure	9.6bar (140PSI)
Output Power	3.0HP
No Load Speed (RPM)	3420rpm
Tank	19.6L
Dimensions (LxWxH)	735x481x494mm (29"x19"x19-1/2")
Net Weight	39.9Kg

Makita  
mt



MT BLUE SECTION

Makita













# INDEX

**Makita**  
mt

6600B Mixer	2
M0600B / M0600B-240 Drill	3
M6501G Drill	3
M8103B Hammer Drill	3
M01801B Hammer Drill	3
M8100B Hammer Drill	3
M6201G Drill	4
M8701B / M8701ZB Combination Hammer	4
M0901B Angle Grinder	4
M9507B Angle Grinder	4
M9510B Angle Grinder	4
M9503RB Angle Grinder	5
M0920B Angle Grinder	5
M0921B Angle Grinder	5
M9002B Angle Grinder	6
M8600B Demolition Hammer	7
M2401B Portable Cut-Off	8
M0400BC Cutler	8
M4301B Jig Saw	8
M5801B Circular Saw	8
M5802B-24 Circular Saw	8
M4000B Blower	9
M4500B Recipro Saw	9
M1902B Blower	9
M9400B Belt Sander	9
M9800GKX2 Multi Tool	9
M9204B Random Orbit Sander	10
M9200B Finishing Sander	10
M92001B Finishing Sander	10
M3600B Router 1/2"	10
M3601B Router 1/2"	10
M3700B Trimmer	11
MTK001/MTK002/MTK003	12

## SIMBOLOGY

 Double insulation	 Keyless Chuck	 SDS-PLUS	 Hook & Loop
 Variable Speed	 Torque Limiter	 17mm Hex Shank	
 Reversing	 Dust Collection	 Carrying Case	

## M6600B

### Mixer



Continuous Rating Input	800W
Hole diameter	165 mm (6-1/2")
No Load Speed (rpm)	0 - 700
Dimensions (LxWxH)	280x86x388mm (11"x3-3/8"x15-1/4")
Net Weight	2.6 Kg (5.7 lbs.)
Power Supply Cord	2.0m (6.6ft)



## Drill / Hammer Drill

**Makita**  
mt

## M0600B / M0600B-240

### Drill

10mm (3/8")



Chuck Key  


Continuous Rating Input	240W
Capacity	Steel : 10mm (3/8") Wood : 20mm (13/16")
Dimensions (LxWxH)	230x66x176mm (9"x2-5/8"x6-15/16")
Net Weight	1.2kg (2.6lbs)
Power Supply Cord	2.0m (6.6ft)



## M8103B

### Hammer Drill

85 

13mm (1/2")





Continuous Rating Input	430W
Capacity	Concrete : 13mm (1/2") Steel : 13mm (1/2") Wood : 18mm (11/16")
Impacts Per Minute (IPM)	0-3,000
Dimensions (LxWxH)	255x72x193mm (10"x2-13/16"x7-5/8")
Net Weight	1.2kg (2.6lbs)
Power Supply Cord	2.0m (6.6ft)

Side handle, depth gauge, chuck key, chuck key holder.

## M01801B

### Hammer Drill

85 

16mm (5/8")





Continuous Rating Input	500W
Capacity	Concrete : 16mm (5/8") Steel : 13mm (1/2") Wood : 20mm (13/16")
Impacts Per Minute (IPM)	43,500
Dimensions (LxWxH)	262x70x196mm (10-3/8"x2-3/4"x7-3/4")
Net Weight	1.7kg (3.7lbs)
Power Supply Cord	2.0m (6.6ft)

Chuck Key, Side Grip.

## M8100B

### Hammer Drill

85 

16mm (5/8")



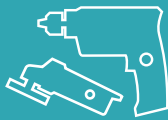


Continuous Rating Input	710W
Capacity	Concrete : 16mm (5/8") Steel : 13mm (1/2") Wood : 30mm (1-3/16")
Impacts Per Minute (IPM)	48,000
Dimensions (LxWxH)	296x77x202mm (11-5/8"x3"x8")
Net Weight	2.1kg (4.6ft)
Power Supply Cord	2.0m (6.6ft)

Depth Gauge, Side Grip, Chuck Key.

**Makita**  
mt

**Makita**  
mt


**M8701B / M8701ZB**
**Combination Hammer** 85 <sup>mm</sup> 26mm (1")

Continuous Rating Input	800W
Capacity	Concrete : 26mm (1") Steel : 13mm (1/2") Wood : 32mm (-1/4")
Impacts Per Minute (IPM)	0-4,500
No Load Speed	0-1,200
Dimensions (LxWxH)	362x71x194mm (14-1/4"x2-13/16"x7 5/8")
Net Weight	2.7kg (6.0ft)
Power Supply Cord	5.0m (16.4ft)

Depth Gauge, Side Grip


**M0901B**
**Angle Grinder** 459 <sup>mm</sup> 115mm (4-1/2")

Continuous Rating Input	540W
Amperage	5.3 AMPS
No Load Speed (RPM)	12,000
Dimensions (LxWxH)	251x130x106mm (9-7/8"x5-1/8"x4-3/16")
Net Weight	1.7kg (6.6lbs)
Power Supply Cord	2.0m (6.6ft)

Wrench, Side Handle.

X1B COME WITH 5 WHEELS


**M9507B**
**Angle Grinder** 459 <sup>mm</sup> 115mm (4-1/2")

Continuous Rating Input	720W
Amperage	6.3 AMPS
No Load Speed (RPM)	11,000
Dimensions (LxWxH)	261x130x111mm (10-1/4"x5-1/8"x4-3/8")
Net Weight	1.9kg (4.1lbs)
Power Supply Cord	2.0m (6.6ft)

Wrench, Side Handle.


**M9510B**
**Angle Grinder** 459 <sup>mm</sup> 115mm (4-1/2")

Continuous Rating Input	850W
Amperage	7.5 AMPS
No Load Speed (RPM)	11,000
Dimensions (LxWxH)	276x130x111mm (10-7/8"x5-1/8"x4-3/8")
Net Weight	2.0kg (4.5lbs)
Power Supply Cord	5.0m (16.4ft)

Wrench, Side Handle.


**M9503RB**
**Angle Grinder** 464 <sup>mm</sup> 125mm (5")

Continuous Rating Input	570W
Wheel Diameter	125mm (5")
No Load Speed (RPM)	11,000
Dimensions (LxWxH)	270x140x110mm (10-5/8"x5-1/2"x4-5/16")
Net Weight	2.0kg (4.5lbs)
Power Supply Cord	5.0m (16.4ft)

Lock Nut Wrench, Side Handle


**M0920B**
**Angle Grinder** 203 <sup>mm</sup> 180mm (7")

Continuous Rating Input	2,200W
Wheel Diameter	180mm (7")
Amperage	15 AMPS
No Load Speed (RPM)	8,500
Dimensions (LxWxH)	270x140x110mm (10-5/8"x5-1/2"x4-5/16")
Net Weight	2.0kg (4.5lbs)
Power Supply Cord	5.0m (16.4ft)

Lock Nut Wrench, Side Handle


**M0921B**
**Angle Grinder** 203 <sup>mm</sup> 230mm (9")

Continuous Rating Input	2,200W
Wheel Diameter	230mm (9")
Amperage	15 AMPS
No Load Speed (RPM)	6,600
Dimensions (LxWxH)	439x250x141mm (17-1/4"x9-7/8"x5-9/16")
Net Weight	5.3kg (11.6lbs)
Power Supply Cord	5.0m (16.4ft)

Wrench, Side Handle



# M9002B

# Makita

mt

## Angle Grinder 125 mm (5")

Continuous rating input	1,050W
Wheel Diameter	125 mm (5")
No Load Speed (RPM)	11,000
Dimensions (L x W x H)	361x140x124 mm
Net Weight	2.8 kg (6.1 lbs.)
Power supply cord	2.0 m (6.6 ft.)



*Lightweight design, more lightweight and easier to handle*

*Soft grip provides more control and reduced fatigue when using the grinder for long periods of time*

*Small gear housing for increased maneuverability and control in tight spaces*

# Demolition Hammer

# Makita

mt



BLUE MODEL  
**M8600B**

GREY MODEL  
**M8600G**

Compact and lightweight  
to reduce fatigue  
to the operator

Adapter  
for 17mm with hexagonal  
shank

Corrugated steel  
for hard applications



**2,900**  
RPM

Comfortable handle  
with rubber to cushion  
the reaction of the hammer.

## IMPACT ENERGY 7.2 J

**M8600B**

**Demolition Hammer**

105

11/16" : 17mm hex.



Continuous Rating Input	900W
Impacts Per Minute (IPM)	2,900
Impact Energy	7.2J
Dimensions (LxWxH)	406x99x232mm (16"x3-7/8"x9-1/8")
Net Weight	5.4kg (12.0lbs)
Power Supply Cord	2.5m (8.2ft)



# Makita

mt

Makita reserves the right to change the specifications of parts and accessories without prior notice. Standard equipment items and may vary from country or area

7





## M2401B

### Portable Cut-Off <sup>211</sup> [W]

355mm (14")



Continuous Rating Input	2,000W
Wheel Diameter	355mm (14")
No Load Speed (RPM)	3,800
Dimensions (LxWxH)	500x280x620mm (19-3/4"x11"x24-3/8")
Net Weight	15.7kg (34.6lbs)
Power Supply Cord	2.5m (8.2ft)

Wheel, Wrench.

## M4000B

### Blower <sup>85</sup> [W]



Continuous Rating Input	530W
Air volume	1.2-2.9m <sup>3</sup> /min
No Load Speed (RPM)	8,500-16,000
Dimensions (LxWxH)	427x161x212mm (16-3/4"x6-3/8"x8-3/8")
Net Weight	1.5kg (3.4lbs)
Power Supply Cord	2.0 (6.6ft)

Nozzle, Dust Bag.

## M0400BC

### Cutler <sup>303</sup> [W]

110mm (4-3/8")



Continuous Rating Input	1,200W
Max Cutting Capacity	0°: 32.0mm (1-1/4")
No Load Speed (RPM)	13,000
Impacts Per Minute (IPM)	0-4,500
Dimensions (LxWxH)	231x195x164mm (9-1/8"x7-5/8"x6-1/2")
Net Weight	2.6kg (5.8lbs)
Power Supply Cord	2.0m (6.6ft)

Wrench, Hex Wrench, Hose, Tube Holder.

Tool does not come with wheel.

## M4500B

### Recipro Saw



Continuous Rating Input	1,010W
Length of stroke	28mm
Strokes per minute	0-2,800 spm
Dimensions (LxWxH)	-----
Net Weight	3.2kg
Power Supply Cord	2.0 (6.6ft)

## M4301B

### Jig Saw <sup>64</sup> [W]

Continuous Rating Input	430W
Max Cutting Capacity	Wood: 65mm (2-9/16") Speed: 6mm (1/4")
Length of stroke	18mm (11/16")
Strokes Per Minute	0-3,100
Dimensions (LxWxH)	214x75x202mm (8-3/8"x2-15/16"x8")
Net Weight	2.6kg (5.8lbs)
Power Supply Cord	2.0m (6.6ft)

Jig Saw Blade, Hex Wrench.

## M1902B

### Blower

82mm (3-1/4")



Continuous Rating Input	500W
Planing width	82mm (3-1/4")
No Load Speed (RPM)	16,000
Dimensions (LxWxH)	285x157x160mm (11-1/4"x6-3/16"x6-5/16")
Net Weight	2.7kg (6.0lbs)
Power Supply Cord	2.0 (6.6ft)

Planer blade, Sharpening Holder assembly, Blade Gauge Assembly.

## M5801B

### Circular Saw <sup>303</sup> [W]



Continuous Rating Input	1,050W
Max Cutting Capacity	90°: 66mm (2-5/8") 45°: 44mm (1-3/4")
Wheel Diameter	1.85mm (7-1/4")
No Load Speed (RPM)	4,900
Dimensions (LxWxH)	284x231x243mm (11-1/8"x9-1/8"x9-9/16")
Net Weight	3.7kg (8.1lbs)
Power Supply Cord	2.0m (6.6ft)

Guide rule, Hex Wrench, TCT wheel.

## M9400B

### Belt Sander <sup>153</sup> [W]



Continuous Rating Input	940W
Belt Size	100x610mm (4"x24")
No Load Speed (RPM)	380m/min
Dimensions (LxWxH)	354x175x169mm (14"x6-7/8"x6-5/8")
Net Weight	6.2kg (13.7lbs)
Power Supply Cord	2.0 (6.6ft)

Abrasive belt, dust bag, carbon plate.

## M5802B-240

### Circular Saw

190mm (7-1/2"), 185mm (7-1/4")



Continuous Rating Input	1,050W
Max Cutting Capacity	90°: 66mm (2-5/8") 45°: 44mm (1-3/4")
Wheel Diameter	1.85mm (7-1/4")
No Load Speed (RPM)	4,900
Dimensions (LxWxH)	284x231x243mm (11-1/8"x9-1/8"x9-9/16")
Net Weight	4.0kg (8.8lbs)
Power Supply Cord	2.0m (6.6ft)

Guide rule, Hex Wrench, TCT wheel.





### M9204B



### Random Orbit Sander

Continuous Rating Input	240W
Orbit Diameter	2.8mm (1/8")
Abrasive Paper	125mm
Orbits Per Minute (OPM)	0-4,500
Net Weight	1.2kg (2.6lbs)
Power Supply Cord	2.0 (6.6ft)

Abrasive paper, dust bag.

### M9200B



### Finishing Sander 419

Continuous Rating Input	180W
Pad size	112x102mm (4-3/8"x4")
Abrasive Paper	114x140mm (4-1/2"x5-1/2")
Orbits Per Minute (OPM)	14,000
Dimensions (LxWxH)	110x112x133mm (4-5/16"x4-3/8"x5-1/4")
Net Weight	0.89kg (2.0lbs)
Power Supply Cord	2.0 (6.6ft)

Abrasive Paper x6

### M9201B



### Finishing Sander 419

Continuous Rating Input	180W
Pad size	93 x 185 mm (3-5/8" x 7-1/4")
Abrasive Paper Size	93 x 228 mm (3-5/8" x 9")
Orbits Per Minute (OPM)	12,000
Dimensions (LxWxH)	214 x 92 x 147 mm (8-3/8" x 3-5/8" x 5-3/4")
Net Weight	1.4 kg (3.1 lbs.)
Power Supply Cord	2.0 m (6.6 ft)

Abrasive Paper x6

### M3600B



### Router 1/2" 203

Continuous Rating Input	1,650W
Amperage	15 AMPS
Capacity	Collet: 12.7mm (1/2")
No Load Speed (RPM)	22,000
Plunge Capacity	0-60mm
Net Weight	5.5kg (12.12lbs)
Power Supply Cord	2.0 (6.6ft)

### M3601B



### Router 1/2" 203

Continuous Rating Input	900W
Amperage	8 AMPS
Capacity	Collet: 6mm (1/4") / 8mm (3/8")
No Load Speed (RPM)	22,000
Plunge Capacity	0.35mm (1-3/8")
Dimensions (LxWxH)	256mm (10-1/8")
Net Weight	5.5kg (12.12lbs)
Power Supply Cord	2.0 (6.6ft)



## TRIMMER **M3700B**



**Collet Capacity**  
6 mm or 1/4"

**No Load Speed**  
(RPM) 35,000

**Plunge Capacity**  
0 - 42 mm (0 - 1-5/8")

**Dimensions (L x W x H)**  
82x90x199 mm

**Net weight**  
1.4 kg (3.1 lbs.)

**Power supply cord**  
2.0 m (6.6 ft.)

## MTK0003B

### M0901B

115mm (4-1/2")



#### Angle Grinder 459 [mm]

Continuous Rating Input 540W  
 Amperage 5.3 AMPS  
 No Load Speed (RPM) 12,000  
 Dimensions (LxWxH) 251x130x106mm  
 (9-7/8"x5-1/8"x4-3/16")  
 Net Weight 1.7kg (6.6lbs)  
 Power Supply Cord 2.0m (6.6ft)



Wrench, Side Handle.

### M8100B



Net Weight: 2.1kg (4.6lb)

#### Hammer Drill 16mm (5/8") 85 [mm]

Continuous Rating Input 710W  
 Capacity Concrete : 16mm (5/8")  
 Steel : 13mm (1/2") Wood : 30mm (1-3/16")  
 Impacts Per Minute (IPM) 0-48,000  
 No Load Speed 0-3,200  
 Dimensions (LxWxH) 296x77x202mm  
 (11-5/8"x3"x8")



Depth Gauge, Side Grip, Chuck Key.

## MTK0004B

### M2401B

355mm (14")



#### Portable Cut-Off 211 [mm]

Continuous Rating Input 2000W  
 Wheel Diameter 355mm (14")  
 No Load Speed (RPM) 3,800  
 Dimensions (LxWxH) 500x280x620mm  
 (19-3/4"x11"x24-3/8")  
 Net Weight 1.7kg (6.6lbs)  
 Power Supply Cord 2.0m (6.6ft)



Wheel, Wrench.

### M9507B

115mm (4-1/2")



#### Angle Grinder 459 [mm]

Continuous Rating Input 720W  
 Amperage 6.3 AMPS  
 No Load Speed (RPM) 11,000  
 Dimensions (LxWxH) 261x130x111mm  
 (10-1/4"x5-1/8"x4-3/8")

Net Weight 1.9kg (4.1lbs)  
 Power Supply Cord 2.0m (6.6ft)



Wrench, Side Handle.

## MTK0005B

### M0901B

115mm (4-1/2")



#### Angle Grinder 459 [mm]

Continuous Rating Input 540W  
 Amperage 5.3 AMPS  
 No Load Speed (RPM) 12,000  
 Dimensions (LxWxH) 251x130x106mm  
 (9-7/8"x5-1/8"x4-3/16")  
 Net Weight 1.7kg (6.6lbs)  
 Power Supply Cord 2.0m (6.6ft)



Wrench, Side Handle.

### M8701B



Net Weight: 2.7kg (6.0lb) Power Supply Cord: 5.0m (16.4ft)

#### Combination Hammer 85 [mm]

Continuous Rating Input 800W  
 Capacity Concrete : 26mm (1")  
 Steel : 13mm (1/2") Wood : 32mm (-1/4")  
 Impacts Per Minute (IPM) 0-4,500  
 No Load Speed 0-1,200  
 Dimensions (LxWxH) 362x71x194mm  
 (14-1/4"x2-13/16"x7-5/8")



Depth Gauge, Side Grip

# CORDLESS CLEANING BENEFITS



### MOBILITY

Freedom from cords for maximum convenience.



### TIME SAVINGS

18V LXT® Lithium-Ion Batteries have fast charge times, so users can keep moving.



### ERGONOMICS

Products weigh less and are well-balanced to reduce operator fatigue.



### COST EFFICIENT

Reduce maintenance costs and cost of ownership with Makita® LXT® Cordless Vacuums.



### LOWER NOISE

The exclusive BL™ Brushless Motor delivers lower sound, minimizing disruption.



### LONGER RUN TIME

Makita-built brushless motors efficiently use energy to provide cordless power tools with longer run time.





**ONE BATTERY  
HUNDREDS SOLUTIONS**



**NO GASOLINE  
NO OIL BLENDS**



**MAINTENANCE  
REDUCED**



**Makita**

**MAKITA LATÍN AMÉRICA, INC.**

[www.makitalatinamerica.com](http://www.makitalatinamerica.com)

MLA0337-ENG